

TM 11-5820-489-34P

TECHNICAL MANUAL

DIRECT SUPPORT AND GENERAL SUPPORT MAINTENANCE

REPAIR PARTS AND SPECIAL TOOLS LISTS

(INCLUDING DEPOT MAINTENANCE REPAIR PARTS AND SPECIAL TOOLS)

FOR

CONTROL GROUP AN/GRA-6

(NSN 5820-00-644-4554)

HEADQUARTERS, DEPARTMENT OF THE ARMY
JULY 1977

TECHNICAL MANUAL }
 No. 11-5820-489-34P }

HEADQUARTERS
 DEPARTMENT OF THE ARMY
 WASHINGTON, D.C. 28 July 1977

DIRECT SUPPORT AND GENERAL SUPPORT MAINTENANCE
 REPAIR PARTS AND SPECIAL TOOLS LISTS
 (INCLUDING DEPOT MAINTENANCE REPAIR PARTS AND SPECIAL TOOLS)
 FOR
CONTROL GROUP AN/GRA-6
(NSN 5820-00-644-4554)
Current as of 30 March 1977

REPORTING OF ERRORS

You can improve this manual by recommending improvements using DA Form 2028-2 (Test) located in the back of the manual. Simply tear out the self addressed form, fill it out as shown on the sample, fold it where shown, and drop it in the mail.

If there are no blank DA Forms 2023-2 (Test) in the back of your manual, use the standard DA Form 2029 (Recommended Changes to Publications and Blank Forms) and forward to the Commander, US Army Electronics Command, ATTN: DRSEL-MA-Q, Fort Monmouth, NJ 07703.

In either case, a reply will be furnished direct to you.

Table of Contents

	Page	Illus. Figure
SECTION I. INTRODUCTION _____	1	
II. REPAIR PARTS LIST _____	5	
GROUP 00 Control Group AN/GRA-6 _____	5	1
01 Remote Control C-433/GRC _____	7	2-6
02 Local Control C-434/GRC _____	16	6-11
SECTION 111. SPECIAL TOOLS LIST (Nonapplicable)		
IV. NATIONAL STOCK NUMBER AND PART NUMBER INDEX _____	26	

* This manual supersedes TM 11-5820-489-35P, 4 June 1969

SECTION I

INTRODUCTION

1. Scope

This manual lists spares and repair parts; special tools; special test, measurement, and diagnostic equipment (TMDE), and other special support equipment required for performance of direct support, and general support maintenance of the AN/GRA-6. It authorizes the requisitioning and issue of spares and repair parts as indicated by the source and maintenance codes.

2. General

This Repair Parts and Special Tools List is divided into the following sections:

a. Section II. Repair Parts List. A list of spares and repair parts authorized for use in the performance of maintenance. The list also includes parts which must be removed for replacement of the authorized parts. Parts lists are composed of functional groups in numeric sequence, with the parts in each group listed in figure and item number sequence.

b. Section III. Special Tools List. Not applicable.

c. Section IV. National Stock Number and Part Number Index. A list, in National item identification number (NIIN) sequence, of all National stock numbers (NSN) appearing in the listings, followed by a list, in alphameric sequence, of all part numbers appearing in the listings. National stock numbers and part numbers are cross-referenced to each illustration figure and item number appearance.

3. Explanation of Columns

a. Illustration. This column is divided as follows:

(1) *Figure number.* Indicates the figure number of the illustration on which the item is shown.

(2) *Item number.* The number used to identify item called out in the illustration.

b. Source, Maintenance, and Recoverability (SMR) Codes.

(1) *Source code.* Source codes indicate the

manner of acquiring support items for maintenance, repair, or overhaul of end items. Source codes are entered in the first and second positions of the Uniform SMR Code format as follows:

<i>Code</i>	<i>Definition</i>
PA	Item procured and stocked for anticipated or known usage.
XD	A support item that is not stocked. When required, item will be procured through normal supply channels.

NOTE

Cannibalization or salvage may be used as a source of supply for any items source coded above except those coded XA and aircraft support items as restricted by AR 700-42.

(2) *Maintenance code.* Maintenance codes are assigned to indicate the levels of maintenance authorized to USE and REPAIR support items. The maintenance codes are entered in the third and fourth positions of the Uniform SMR Code format as follows:

(a) The maintenance code entered in the third position will indicate the lowest maintenance level authorized to remove, replace, and use the support item. The maintenance code entered in the fourth position will indicate one of the following levels of maintenance:

<i>Code</i>	<i>Application/Explanation</i>
O	Support item is removed, replaced, used at the organizational level.
F	Support item is removed, replaced, used at the direct support level.

(b) The maintenance code entered in the fourth position indicates whether the item is to be repaired and identifies the lowest maintenance level with the capability to perform complete repair (i.e., all authorized maintenance functions). This position will contain one of the following maintenance codes:

<i>Code</i>	<i>Application/Explanation</i>
F	The lowest maintenance level capable of complete repair of the support item is the direct support level.
Z	Nonreparable. No repair is authorized.

(3) *Recoverability code.* Recoverability codes are assigned to support items to indicate the disposition action on unserviceable items. The recoverability code is entered in the fifth position of the Uniform SMR Code format as follows:

<i>Recoverability codes</i>	<i>Definition</i>
Z	Nonreparable item. When unserviceable, condemn and dispose at the level indicated in position 3.
F	Reparable item. When uneconomically repairable, condemn and dispose at the direct support level.

c. National Stock Number. Indicates the National stock number assigned to the item and will be used for requisitioning purposes.

d. Part Number. Indicates the primary number used by the manufacturer (individual, company, firm, corporation, or Government activity), which controls the design and characteristics of the item by means of its engineering drawings, specifications, standards, and inspection requirements to identify an item or range of items.

NOTE

When a stock-numbered item is requisitioned, the repair part received may have a different part number than the part being replaced.

e. Federal Supply Code for Manufacturer (FSCM). The FSCM is a 4-digit numeric code listed in SB 708-42 which is used to identify the manufacturer, distributor, or Government agency, etc.

f. Description. Indicates the Federal item name and, if required, a minimum description to identify the item.

g. Unit of Measure (U/M). Indicates the standard of the basic quantity of the listed item as used in performing the actual maintenance function. This measure is expressed by a two-character al-

phabetical abbreviation (e.g., ea, in, pr, etc). When the unit of measure differs from the unit of issue, the lowest unit of issue that will satisfy the required units of measure will be requisitioned.

h. Quantity Incorporated in Unit. Indicates the quantity of the item used in the breakout shown & the illustration figure, which is prepared for a functional group, subfunctional group, or a assembly.

4. Special Information

The following publications pertain to the AN/ GRA-6 and its components:

TM 11-5038, Control Group AN/GRA-6

TM 11-5820-489-20P, Control Group AN/ GRA-6

5. How to Locate Repair Parts

a. When National stock number or part number is unknown.

(1) *First.* Using the table of contents, determine the functional group within which the item belongs. This is necessary since illustrations are prepared for functional groups and listings are divided into the same groups.

(2) *Second.* Find the illustration covering the functional group to which the item belongs.

(3) *Third.* Identify the item on the illustration and note the illustration figure and item number of the item.

(4) *Fourth.* Using the Repair Parts Listing, find the figure and item number noted on the illustration.

b. When National stock number or part number is known.

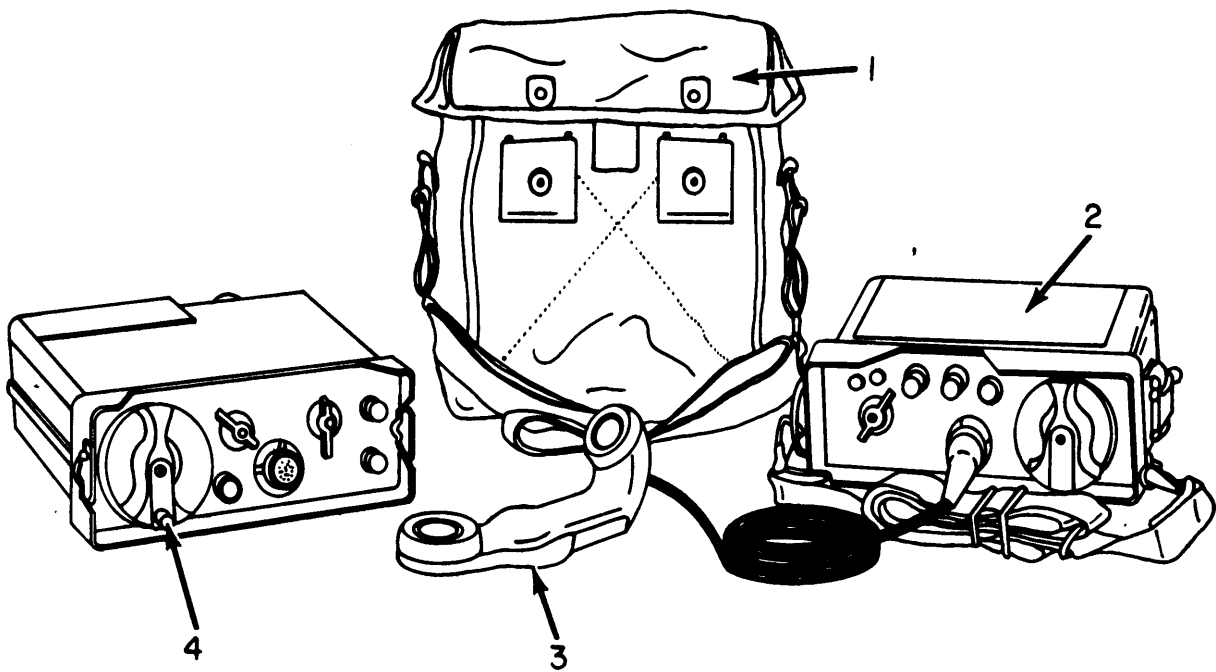
(1) *First.* Using the Index of National Stock Numbers and Part Numbers, find the pertinent National stock number or part number. This index is in NIIN sequence followed by a list of part numbers in alphameric sequence, cross-referenced to the illustration figure number and item number.

(2) *Second.* After finding the figure and item number, locate the figure and item number in the repair parts list.

6. Abbreviations

Not applicable.

(Next printed page is 4)



EL3FROOI

Figure 1. Control Group AN/GRA-6.

SECTION II. REPAIR PARTS LIST						TM11-5820-489-34P		(7)	(8)
(1)	(2)	(3)	(4)	(5)	(6)				
ILLUSTRATION									
(a)	(b)	NATIONAL		DESCRIPTION					
FIG	ITEM	SMR	STOCK	PART		USABLE ON CODE		U\M	QTY
NO.	NO.	CODE	NUMBER	NUMBER	FSCM				INC
						UNIT			
						GROUP 00 CONTROL GROUP AN/GRA-6			
1	1	PAOZZ	5820-00-404-6885	CW-189/GR	80063	BAG		EA	1
1	2	PAOFF	5820-00-170-5171	C-433/GRC	80058	REMOTE CONTROL		EA	1
1	3	PAOZZ	5965-00-163-9947	H-33/PT	81349	HANDSET		EA	1
1	4	PAOFF	5820-00-170-4781	C-434/GRC	80058	LOCAL CONTROL		EA	1

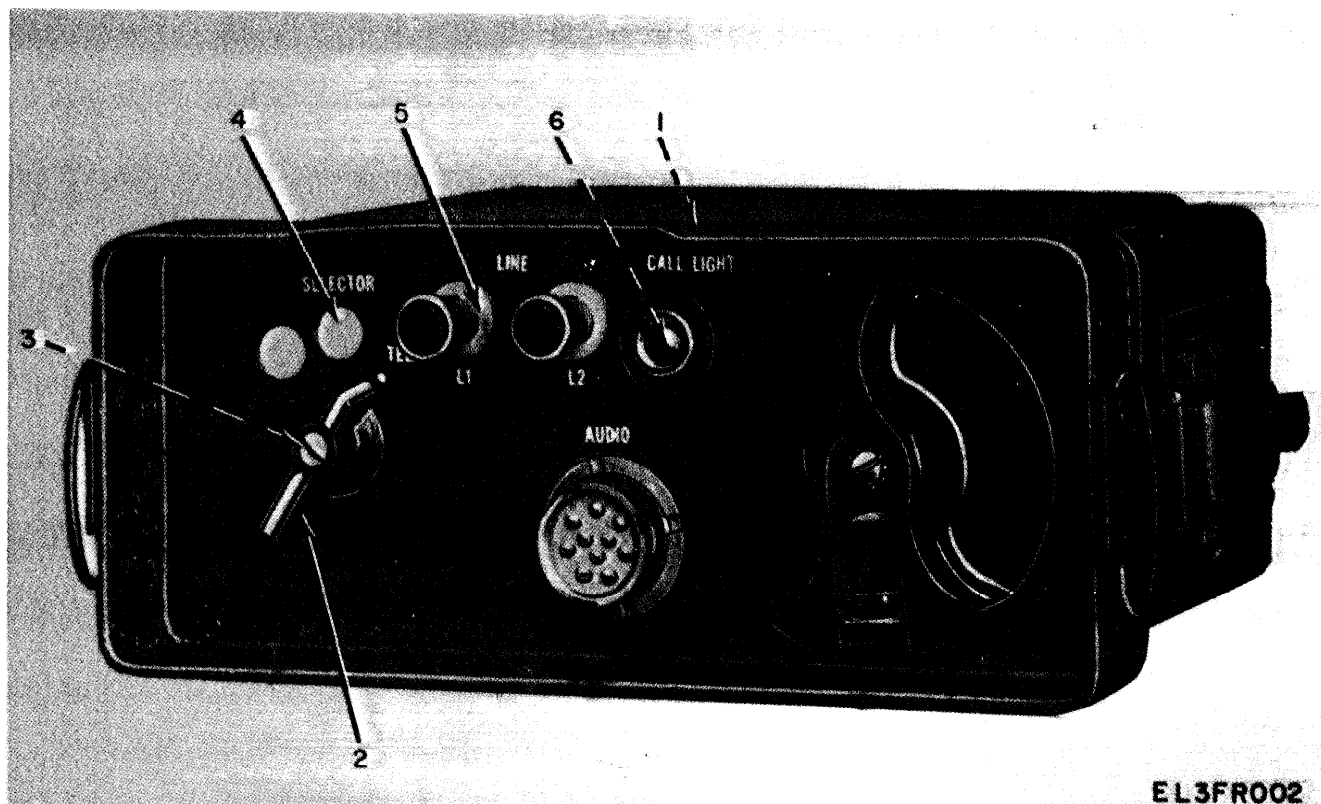
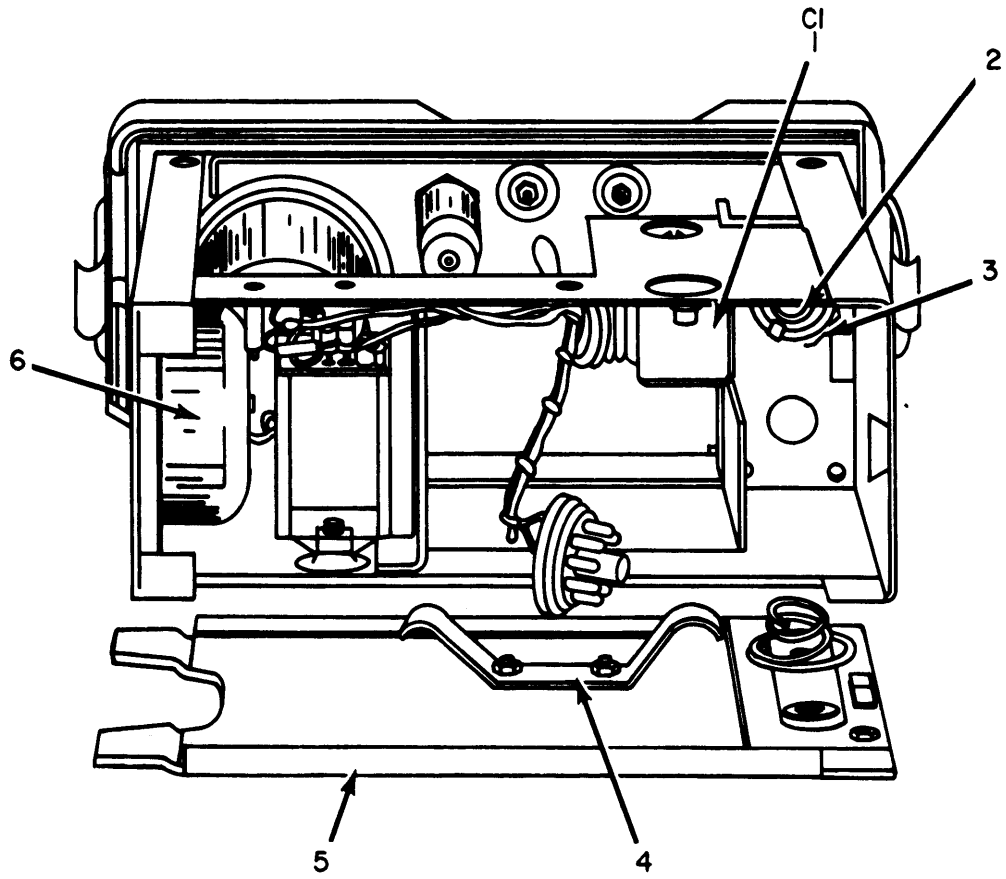


Figure 2. Remote Control C-433/GRC.

SECTION II						TM11-5820-489-34P			
(1)	(2)	(3)	(4)	(5)	(6)		(7)	(8)	
ILLUSTRATION					DESCRIPTION			QTY	
(a)	(b)	NATIONAL	PART					INC	
FIG	ITEM	STOCK	NUMBER	FSCM		USABLE ON CODE	U\M	IN	
NO.	NO.	CODE	NUMBER	NUMBER				UNIT	
GROUP 01 REMOTE CONTROL C-433/GRC									
2	1	PAFZZ	5330-00-559-1291	18202	81168	PACKING, PREFORMED		EA	2
2	2	PAOZZ	5355-00-656-1358	MS91525-2	96906	KNOB		EA	1
2	3	PAFZZ	5310-00-187-4259	SCB40791	80063	NUT, PLAIN, ROUND		EA	1
2	4	PAFZZ	5895-00-378-5325	SCB41218	80063	DISK, MARKER		EA	10
2	5	PAFZZ	5330-00-324-9336	SCB41846	80063	WASHER, EXTRUDED		EA	2
2	6	PAOZZ	6240-00-223-9100	NE51	95412	LAMP, GLOW		EA	1



EL3FR003

Figure 3. Remote Control C-433/GRC, Rear View.

SECTION II					TM11-5820-489-34P			
(1)	(2)	(3)	(4)	(5)	(6)		(7)	(8)
ILLUSTRATION					DESCRIPTION			QTY
(a)	(b)	NATIONAL	PART				U\M	INC
FIG	ITEM	SMR	STOCK					IN
NO.	NO.	CODE	NUMBER	PART	FSCM	USABLE ON CODE		UNIT
			NUMBER	NUMBER				
3	1	PAFZZ	5910-00-178-9696	SCB41649	80063	CAPACITOR, FIXED	EA	1
3	2	PAFZZ	5360-00-355-9875	SCC41626	80063	SPRING, LEAF	EA	2
3	3	PAFZZ	5820-00-355-8853	SCB42477	80063	CONTACT ASSY, ELEC	EA	1
3	4	PAFZZ	6135-00-597-8911	SCB42486	80063	HOLDER, SPRING	EA	1
3	5	PAFZZ	6140-00-242-4916	SCB42478	80063	COVER, BATTERY BOX	EA	1
3	6	PAFZZ	5805-00-224-5130	SCB42395	80063	RINGER, TELEPHONE	EA	1





Figure 4. Remote Control C-433/GRC, Disassembled View.

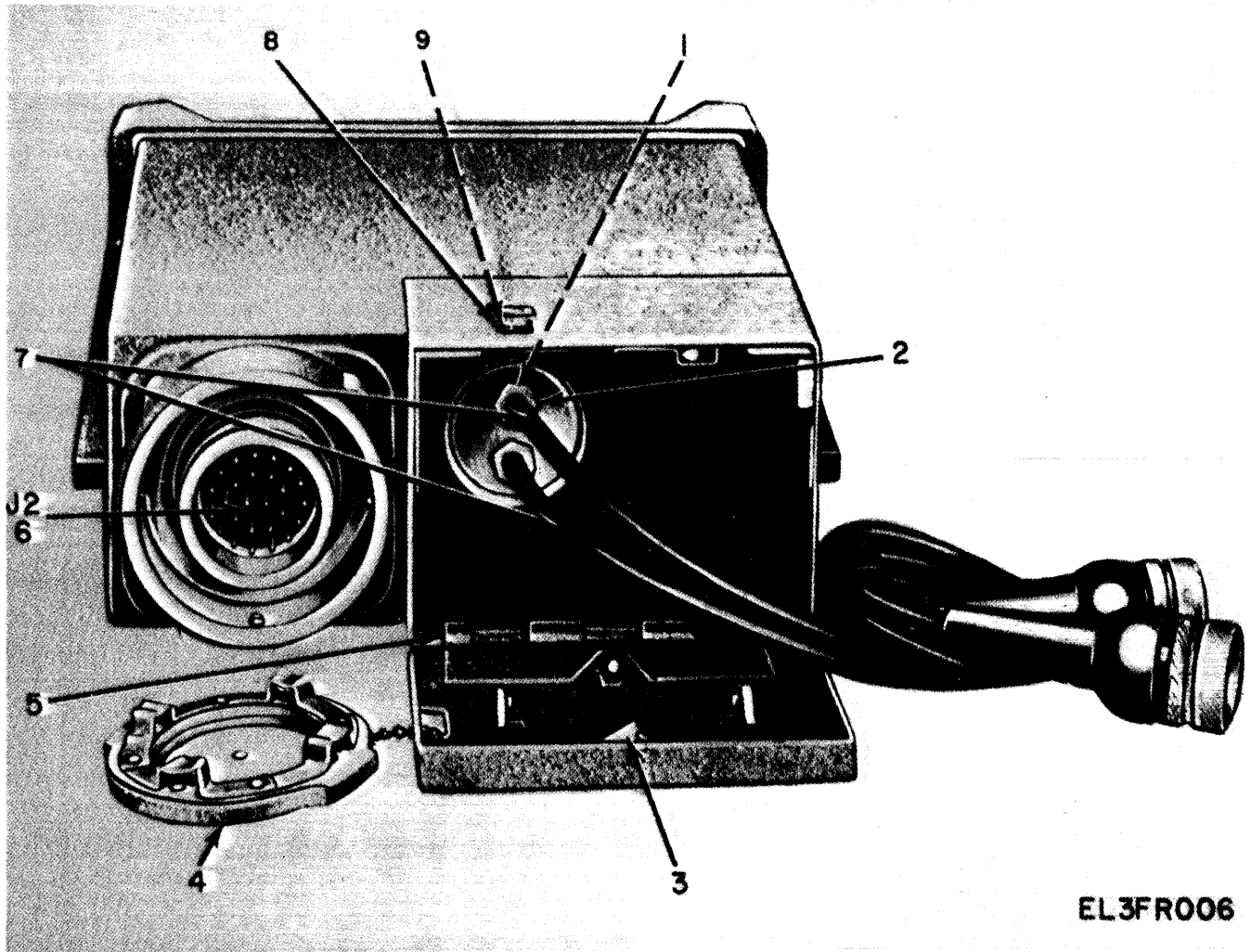
SECTION II		TM11-5820-489-34P						
(1)	(2)	(3)	(4)	(5)	(6)		(7)	(8)
ILLUSTRATION		NATIONAL		DESCRIPTION				QTY
(a)	(b)	STOCK	PART					IN
FIG	ITEM	SMR	NUMBER	FSCM	USABLE ON CODE	U\M	UNIT	
NO.	NO.	CODE	NUMBER	NUMBER				
4	1	PAFZZ	5970-00-392-7139	SCB40872-1	80063	INSULATOR, STANDOFF	EA	2
4	2	PAFZZ	5820-00-224-9898	SCB42480	80063	CONTACT ASSY, ELEC	EA	1
4	3	PAFZZ	5950-00-647-7016	SCB42391	80063	TRANSFORMER, AF	EA	1
4	4	PAFZZ	6210-00-186-7984	SCB40780	80063	LIGHT, INDICATOR	EA	1
4	5	PAFZZ	5935-00-258-4449	SCD107431	80063	COVER, ELEC CONN	EA	1
4	6	PAFZZ	5935-00-549-2646	U-79/U	81381	CONNECTOR, RCPT	EA	1
4	7	PAFZZ	5365-00-351-8631	SCB42460	80063	RING, D	EA	2
4	8	PAFZZ	5930-00-256-8896	41805-FCI	76854	SWITCH, ROTARY	EA	1
4	9	PAFZZ	5905-00-195-6791	RC20GF681J	81349	RESISTOR, RXD, CMPSN	EA	2
4	10	PAFZZ	5935-00-237-6663	9706-3	00629	CONNECTOR, PLUG, ELEC	EA	1



EL3FR005

Figure 5. Remote Control C-433/GRC, Top Interior View.

SECTION II					TM11-5820-489-34P			
(1)	(2)	(3)	(4)	(5)	(6)		(7)	(8)
ILLUSTRATION					DESCRIPTION			QTY
(a)	(b)	NATIONAL						INC
FIG	ITEM	SMR	STOCK	PART				IN
NO.	NO.	CODE	NUMBER	NUMBER	FSCM	USABLE ON CODE	U\M	UNIT
5	1	PAFZZ	5930-00-108-6980	ST42D	81350	SWITCH, TOGGLE	EA	1
5	2	PAFZZ	5940-00-194-7739	1756	80058	POST, BINDING	EA	2
5	3	PAFZZ	5310-00-198-6372	SCB41847	80063	INSULATOR, WASHER	EA	2
5	4	PAFZZ	5340-00-598-2864	SCS20649	80063	CATCH, LUGGAGE	EA	2
5	5	PAFZZ	5330-00-196-5385	6227B-23	81352	PACKING, PREFORMED	EA	2



EL3FR006

Figure 6. Local Control C-434/GRC.

SECTION II				TM11-5820-489-34P					
(1)	(2)	(3)	(4)	(5)	(6)		(7)	(8)	
ILLUSTRATION									
(a)	(b)	NATIONAL			DESCRIPTION			QTY	
FIG	ITEM	STOCK	PART					INC	
NO.	NO.	SMR	NUMBER	NUMBER	FSCM	USABLE ON CODE	U\M	IN	
NO.	NO.	CODE	NUMBER	NUMBER				UNIT	
GROUP 02 LOCAL CONTROL C-434/GRC									
6	1	PAFZZ	5330-00-254-6531	SCB42386	80063	WASHER, NONMETALLIC	EA	2	
6	2	PAFZZ	5975-00-642-8523	SCB42387	80063	PAKING, NUT	EA	2	
6	3	PAFZZ	5820-00-355-8540	SCB11613	80063	BAR, LOCKING	EA	1	
6	4	PAOZZ	5999-00-221-6559	SCB41623	80063	CAP, ELECTRICAL	EA	1	
6	5	XDFZZ		SCB42429	80063	HINGE, BUTT	EA	1	
6	6	PAFZZ	5935-00-187-4510	SCD41644	80063	CONNECTOR, RCPT, ELEC	EA	1	
6	7	PAFZZ	5995-00-577-3388	CX-1572	80058	CABLE, SP, ELEC	EA	2	
6	8	PAFZZ	5340-00-356-4842	GB-2996-2	88421	PLATE, CATCH	EA	1	
6	9	PAFZZ	5310-00-187-4259	SCB40791	80063	NUT, PLAIN, ROUND	EA	2	




Figure 7. Local Control C-434/GRC, Bottom View.

SECTION II		TM11-5820-489-34P							
(1)	(2)	(3)	(4)	(5)	(6)		(7)	(8)	
ILLUSTRATION		NATIONAL		DESCRIPTION				QTY	
(a)	(b)	SMR	STOCK	PART				INC	
FIG	ITEM	CODE	NUMBER	NUMBER	FSCM	USABLE ON CODE	U\M	IN	
NO.	NO.							UNIT	
7	1	PAFZZ	5330-00-408-3065	SCB41608	80063	GASKET	EA	1	
7	2	PAFZZ	5905-00-111-8357	RC20GF681J	81349	RESISTOR, FIXED, CMPSN	EA	1	
7	3	PAFZZ	5940-00-229-9619	SCB42392	80063	TERMINAL BCARD	EA	1	
7	4	PAFZZ	5805-00-224-5130	SCB42395	80063	RINGER, TELEPHONE	EA	1	
7	5	PAFZZ	5950-00-647-7016	SCB42394	80063	TRANSFORMER, AF	EA	1	





Figure 8. Local Control C-434/GRC, Over-All View.

SECTION II		TM11-5820-489-34P							
(1)	(2)	(3)	(4)	(5)	(6)		(7)	(8)	
ILLUSTRATION		NATIONAL		DESCRIPTION				QTY	
(a)	(b)	SMR	STOCK	PART				INC	
FIG	ITEM	CODE	NUMBER	NUMBER	FSCM	USABLE ON CODE	U\M	IN	
NO.	NO.							UNIT	
8	1	PAFZZ	5940-00-194-7739	1756	80058	POST,BINDING	EA	2	
8	2	PAFZZ	5360-00-977-5619	SCB41816	80063	WASHER,EXTRUDED	EA	2	
8	3	PAFZZ	5305-00-407-9791	SCB41605	80063	THUMBSCREW	EA	2	
8	4	PAFZZ	5330-00-196-5385	6227B-23	81352	PACKING,PREFORMED	EA	2	
8	5	PAOZZ	5355-00-656-1358	MS91525-2	96906	KNOB	EA	1	
8	6	PAFZZ	5935-00-549-2646	U-79/U	81381	CONNECTOR,RCPT	EA	1	
8	7	PAOZZ	5935-00-258-4449	SCDL107431	80063	COVER,ELEC CONN	EA	1	
8	8	PAOZZ	6240-00-223-9100	NE51	95412	LAMP.GLOW	EA	1	
8	9	PAOZZ	5805-00-399-7398	SCB42442	80063	KNOB	EA	1	
8	10	PAFZZ	5975-00-242-4917	SCD42424	80063	COVER	EA	1	



EL3FR009

Figure 9. Local Control C-434/GRC, Top View.

SECTION II

TM 11-5820-489-34P

(1) ILLUSTRATION		(2)	(3)	(4)	(5)	(6)	(7)	(8)
(A) FIG. NO.	(B) ITEM NO.	SMR CODE	NATIONAL STOCK NUMBER	PART NUMBER	FSCM	DESCRIPTION	U/M	QTY INC IN UNIT
9	1	PAFZZ	5330-00-190-5368	AN6227-6	81352	PACKING, PREFORMED	EA	2
9	2	PAFZZ	5910-00-178-9696	SCB41649	80063	CAPACITOR, FXD, PAPER	EA	2
9	3	PAFZZ	5930-00-655-1515	ST42D	81350	SWITCH, TOGGLE	EA	1
						21		




Figure 10. Local Control C-434/GRC, Bottom View, Battery Cover Removed.

SECTION II					TM11-5820-489-34P				
(1)	(2)	(3)	(4)	(5)	(6)		(7)	(8)	
ILLUSTRATION					DESCRIPTION			QTY	
(a)	(b)	NATIONAL						INC	
FIG	ITEM	SMR	STOCK	PART				IN	
NO.	NO.	CODE	NUMBER	NUMBER	FSCM		USABLE ON CODE	U\M	UNIT
10	1	PAFZZ	6140-00-246-0619	SCC42404	80063	CONTACT ASSY,ELEC		EA	1
10	2	PAFZZ	5945-00-233-1389	42402	80063	RELAY,ARMATURE		EA	2
10	3	PAFZZ	5945-00-188-5614	SCB42401	80063	RELAY,ARMATURE		EA	1

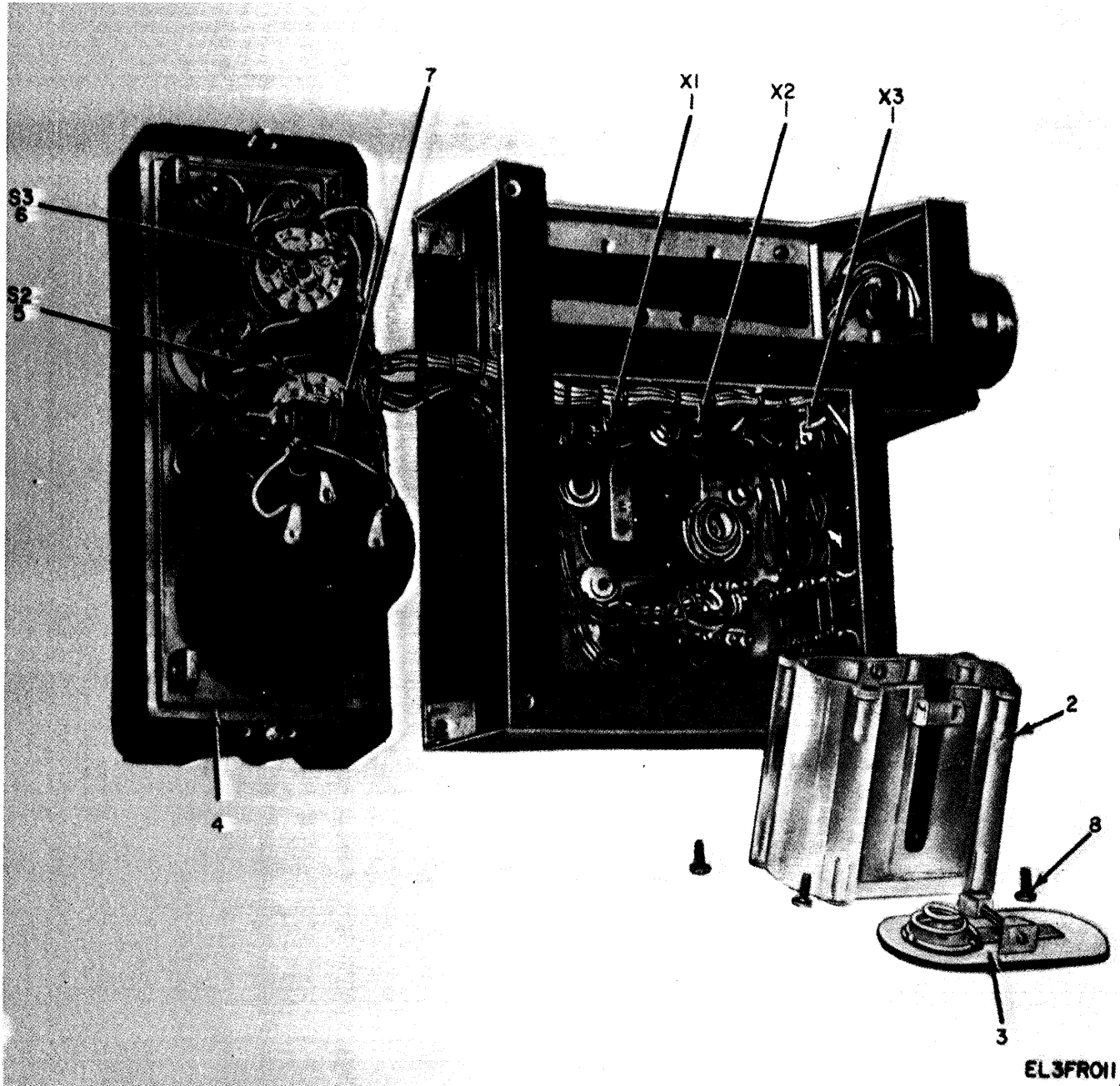


Figure 11. Local Control C-434/GRC,Disassembled View.

SECTION II		TM11-5820-489-34P							
(1)	(2)	(3)	(4)	(5)	(6)		(7)	(8)	
ILLUSTRATION		NATIONAL		DESCRIPTION				QTY	
(a)	(b)	SMR	STOCK	PART				INC	
FIG	ITEM	CODE	NUMBER	NUMBER	FSCM	USABLE ON CODE	U\M	IN	
NO.	NO.							UNIT	
11	1	PAFZZ	5935-00-129-9358	TS101P02	81350	SOCKET, ELCTR N TUBE	EA	3	
11	2	PAFZZ	6135-00-221-5436	SCB42410	80063	HOLDER, BATTERY	EA	1	
11	3	PAOZZ	6140-00-244-5151	SCC42415	80063	COVER, BATTERY	EA	1	
11	4	PAFZZ	5330-00-408-3065	SCB41608	80063	GASKET	EA	1	
11	5	PAFZZ	5930-00-256-8895	SCB42375	80063	SWITCH, ROTARY	EA	1	
11	6	PAFZZ	5930-00-251-9308	SCB42374	80063	SWITCH, ROTARY	EA	1	
11	7	PAFZZ	6210-00-186-7984	SCB40780	80063	LIGHT, INDICATOR	EA	1	
11	8	PAFZZ	5305-00-984-4988	MS35206-228	96906	SCREW, MACHINE	EA	4	

SECTION IV

NATIONAL STOCK NUMBER AND PART NUMBER INDEX

NOTE: LATEST NATIONAL STOCK NUMBER AND PART NUMBER ASSIGNMENTS ARE INCLUDED AT END OF INDEX

STOCK NUMBER	FIGURE NO.	ITEM NO.	STOCK NUMBER	FIGURE NO.	ITEM NO.
5930-00-108-6980	5	1	5330-00-254-6531	6	1
5905-00-111-8357	7	2	5930-00-256-8895	11	5
5935-00-129-9358	11	1	5930-00-256-8896	4	8
5910-00-178-9696	3	1	5935-00-258-4449	4	5
5910-00-178-9696	9	3	5935-00-258-4449	8	7
6210-00-186-7984	4	4		8	7
6210-00-186-7984	11	7	5330-00-324-9336	2	5
5310-00-187-4259	2	3	5365-00-351-8631	4	7
5310-00-187-4259	6	9	5820-00-355-8540	6	3
5935-00-187-4510	6	6	5820-00-355-8853	3	3
5945-00-188-5614	10	3	5360-00-355-9875	3	2
5940-00-194-7739	5	2	5340-00-356-4842	6	8
5940-00-194-7739	8	1	5895-00-378-5325	2	4
5330-00-196-5368	9	2	5970-00-392-7139	4	1
5330-00-196-5385	8	4	5805-00-399-7398	8	9
5310-00-198-6372	5	3	5305-00-407-9791	8	3
6135-00-221-5436	11	2	5330-00-408-3065	7	1
5999-00-221-6559	6	4	5330-00-408-3065	11	4
6240-00-223-9100	2	6	5935-00-549-2646	4	6
6240-00-223-9100	8	8	5935-00-549-2646	8	6
5805-00-224-5130	3	6	5330-00-559-1291	2	1
5805-00-224-5130	7	4			
5820-00-224-9898	4	2	5995-00-577-3388	6	7
5940-00-229-9619	7	3	6135-00-597-8911	3	4
5945-00-233-1389	10	2	5340-00-598-2864	5	4
5935-00-237-6663	4	10	5975-00-642-8523	6	2
6140-00-242-4916	3	5	5950-00-647-7016	4	3
5975-00-242-4917	8	10	5950-00-647-7016	7	5
6140-00-244-5151	11	3	5930-00-655-1515	9	4
6140-00-246-0619	10	1	5360-00-977-5619	8	2
5930-00-251-9308	11	6			

PART NUMBER	FSCM	FIG. NO.	ITEM NO.	PART NUMBER	FSCM	FIG. NO.	ITEM NO.
AN6227-6	81352	9	1	SCB42392	80063	7	3
C-433/GRC	80058	1	2	SCB42394	80063	7	5
C-434/GRC	80058	1	4	SCB42395	80063	3	6
CX-1572	80058	6	7	SCB42395	80063	7	4
GB-2996-2	88421	6	8	SCB424S6	80063	3	4
H-33/PT	81349	1	3	SCB42401	80063	10	3
NE51	95412	2	6	SCB42410	80063	11	2
NE51	95412	8	8	SCB42429	80063	6	5
RC20GF681J	81349	7	2	SCB42442	80063	8	9
RC20GF681J	81349	4	9	SCB42460	80063	4	7
SCB11613	80063	6	3	SCB42477	80063	3	3
				SCB42478	80063	3	5
				SCB42480	80063	4	2
				SCC41626	80063	3	2
SCB40780	80063	4	4	SCC42404	80063	10	1
SCB40780	80063	11	7	SCC42415	80063	11	3
SCB40791	80063	2	3	SCDL107431	80063	8	7
SCB40791	80063	6	9	SCD107431	80063	4	5
SCB40872-1	80063	4	1	SCD41644	80063	6	6
SCB41218	80063	2	4	SCD42424	80063	8	10
SCB41605	80063	8	3	SCS20649	80063	5	4
SCB41608	80063	7	1	ST42D	81350	5	1
SCB41608	80063	11	4	ST42D	81350	9	3
SCB41623	80063	6	4	TS101P02	81350	11	1
SCB41649	80063	3	1	U-79/U	81381	4	6
SCB41649	80063	9	2	U-79/U	81381	8	6
SCB41816	80063	8	2	1756	80058	5	2
SCB41846	80063	2	5	1756	80058	8	1
SCB41847	80063	5	3				
SCB42374	80063	11	6	18202	81168	2	1
SCB42375	80063	11	5	41805-FCI	76854	4	8
SCB42386	80063	6	1	42402	80063	10	2
SCB42387	80063	6	2	6227B-23	81352	5	5
SCB42391	80063	4	3	6227B-23	81352	8	4
				9706-3	629	4	10

SECTION IV

NATIONAL STOCK NUMBER AND PART NUMBER INDEX
LATEST NATIONAL STOCK NUMBER ASSIGNMENTS

STOCK NUMBER	FIGURE NO.	ITEM NO.	STOCK NUMBER	FIGURE NO.	ITEM NO.
5965-00-163-9947	1	3	5905-00-195-6791	4	9
5820-00-170-4781	1	4	5330-00-196-5385	5	5
5820-00-170-5171	1	2	5820-00-404-6885	1	1
			5305-00-984-4988	11	8

LATEST PART NUMBER ASSIGNMENTS

PART NUMBER	FSCM	FIG. NO.	ITEM NO.
CW-189/GR	800063	1	1
MS35206-228	96906	11	8
MS91525-2	96906	2	2
MS91525-2	96906	8	5

ADDITIONAL LATEST NATIONAL STOCK NUMBER ASSIGNMENTS

STOCK NUMBER	FIGURE NO.	ITEM NO.
5355-00-656-1358	2	2
5355-00-656-1358	8	5

By Order of the Secretary of the Army:

BERNARD W. ROGERS
General, United States Army
Chief of Staff

Official:

PAUL T. SMITH
Major General, United States Army
The Adjutant General

DISTRIBUTION:

To be distributed in accordance with DA Fom 12-51, Direct/General Support TMP literature requirements for AN/ GRA-6.

RECOMMENDED CHANGES TO EQUIPMENT TECHNICAL MANUALS



SOMETHING WRONG WITH THIS MANUAL?

THEN... JOT DOWN THE DOPE ABOUT IT ON THIS FORM, TEAR IT OUT, FOLD IT AND DROP IT IN THE MAIL!

FROM: (YOUR UNIT'S COMPLETE ADDRESS)

Commander
Stateside Army Depot
ATTN: AMSTA-US
Stateside, N.J. 07703

DATE 10 July 1975

PUBLICATION NUMBER

TM 11-5840-340-12

DATE

23 Jan 74

TITLE

Radar Set AN/PSC-76

BE EXACT... PIN-POINT WHERE IT IS

IN THIS SPACE TELL WHAT IS WRONG AND WHAT SHOULD BE DONE ABOUT IT:

PAGE NO.	PARA-GRAPH	FIGURE NO.	TABLE NO.
2-25	2-28		
3-10	3-3		3-1
5-6	5-8		
		FO3	

Recommend that the installation antenna alignment procedure be changed throughout to specify a 2° IFF antenna lag rather than 1°.

REASON: Experience has shown that with only a 1° lag, the antenna servo system is too sensitive to wind gusting in excess of 25 knots, and has a tendency to rapidly accelerate and decelerate as it hunts, causing strain to the drive train. Hunting is minimized by adjusting the lag to 2° without degradation of operation.

Item 5, Function column. Change "2 db" to "3db."

REASON: The adjustment procedure for the TRANS POWER FAULT indicator calls for a 3 db (500 watts) adjustment to light the TRANS POWER FAULT indicator.

Add new step f.1 to read, "Replace cover plate removed in step e.1, above."

REASON: To replace the cover plate.

Zone C 3. On J1-2, change "+24 VDC to "+5 VDC."

REASON: This is the output line of the 5 VDC power supply. + 24 VDC is the input voltage.

TEAR ALONG DOTTED LINE

TYPED NAME, GRADE OR TITLE, AND TELEPHONE NUMBER

SSG I. M. DeSpirito 999-1776

SIGN HERE:

SSG I. M. DeSpirito

DA FORM 2028-2 (TEST) 1 AUG 74

P.S.--IF YOUR OUTFIT WANTS TO KNOW ABOUT YOUR MANUAL "FIND" MAKE A CARBON COPY OF THIS AND GIVE IT TO YOUR HEADQUARTERS.

FILL IN YOUR
UNIT'S ADDRESS

FOLD BACK

DEPARTMENT OF THE ARMY

OFFICIAL BUSINESS

Commander
US Army Electronics Command
ATTN: DRSEL-MA-Q
Fort Monmouth, New Jersey 07703

FOLD BACK

TEAR ALONG DOTTED LINE

RECOMMENDED CHANGES TO EQUIPMENT TECHNICAL MANUALS



THEN... JOT DOWN THE DOPE ABOUT IT ON THIS FORM, TEAR IT OUT, FOLD IT AND DROP IT IN THE MAIL!

SOMETHING WRONG WITH THIS MANUAL?

FROM: (YOUR UNIT'S COMPLETE ADDRESS)

DATE

PUBLICATION NUMBER

DATE

TITLE

BE EXACT... PIN-POINT WHERE IT IS

IN THIS SPACE TELL WHAT IS WRONG AND WHAT SHOULD BE DONE ABOUT IT:

PAGE NO.	PARA-GRAPH	FIGURE NO.	TABLE NO.

TEAR ALONG DOTTED LINE

TYPED NAME, GRADE OR TITLE, AND TELEPHONE NUMBER

SIGN HERE:

FILL IN YOUR
UNIT'S ADDRESS

FOLD BACK

DEPARTMENT OF THE ARMY

OFFICIAL BUSINESS

Commander
US Army Electronics Command
ATTN: DRSEL-MA-Q
Fort Monmouth, New Jersey 07703

FOLD BACK

TEAR ALONG DOTTED LINE

RECOMMENDED CHANGES TO EQUIPMENT TECHNICAL MANUALS



SOMETHING WRONG WITH THIS MANUAL?

THEN... JOT DOWN THE DOPE ABOUT IT ON THIS FORM, TEAR IT OUT, FOLD IT AND DROP IT IN THE MAIL!

FROM: (YOUR UNIT'S COMPLETE ADDRESS)

DATE

PUBLICATION NUMBER _____ DATE _____ TITLE _____

BE EXACT. . . PIN-POINT WHERE IT IS				IN THIS SPACE TELL WHAT IS WRONG AND WHAT SHOULD BE DONE ABOUT IT:
PAGE NO.	PARAGRAPH	FIGURE NO.	TABLE NO.	

TYPED NAME, GRADE OR TITLE, AND TELEPHONE NUMBER _____ SIGN HERE: _____

TEAR ALONG DOTTED LINE

FILL IN YOUR
UNIT'S ADDRESS

FOLD BACK

DEPARTMENT OF THE ARMY

OFFICIAL BUSINESS

Commander
US Army Electronics Command
ATTN: DRSEL-MA-Q
Fort Monmouth, New Jersey 07703

FOLD BACK

TEAR ALONG DOTTED LINE

DEPARTMENT OF THE ARMY
US ARMYAG PUBLICATIONS CENTER
1655 WOOD SON ROAD
ST. LOUIS, MISSOURI 63114

OFFICIAL BUSINESS