

ARMY TECHNICAL MANUAL
AIR FORCE TECHNICAL ORDER
MARINE CORPS STOCK LIST

TM 5-6115-271-24P
TO-35C2-3-386-4
SL-4-05926A

TECHNICAL MANUAL

**ORGANIZATIONAL, INTERMEDIATE (FIELD) (DIRECT SUPPORT AND
GENERAL SUPPORT) AND DEPOT MAINTENANCE
REPAIR PARTS AND SPECIAL TOOLS LIST**

GENERATOR SET, GASOLINE ENGINE
DRIVEN, SKID MOUNTED, TUBULAR
FRAME, 3 KW, 3 PHASE, AC, 120/208 AND
120/240 VOLTS, 28 VDC (LESS ENGINE)

DOD MODEL	HERTZ	NSN
MEP-016A	60	6115-00-017-8237
MEP-021A	400	6115-00-017-8238
MEP-026A	28VDC	6115-00-017-8239
MEP-016C	60	6115-01-143-3311
MEP-021C	400	6115-01-175-7321
MEP-026C	28VDC	6115-01-175-7320

**PUBLISHED UNDER THE AUTHORITY OF THE DEPARTMENTS
OF THE ARMY AND AIR FORCE, AND
HEADQUARTERS, U.S. MARINE CORPS**

29 MAY 1987

CHANGE

HEADQUARTERS
DEPARTMENTS OF THE ARMY, AIRFORCE, NAVY
AND HEADQUARTERS U.S. MARINE CORPS
WASHINGTON, D.C., 2 December 1996

NO 3

ORGANIZATIONAL, INTERMEDIATE (FIELD) (DIRECT SUPPORT, AND GENERAL SUPPORT) MAINTENANCE
REPAIR PARTS AND SPECIAL TOOLS LIST

**GENERATOR SET, GASOLINE ENGINE DRIVEN, SKID MOUNTED, TUBULAR FRAME, 3 KW, 3
PHASE, AC, 120/208 AND 120/240 VOLTS, 28 VDC (LESS ENGINE)**

DOD MODELS	HERTZ	NSN
MEP-016A	60	6115-00-017-8237
MEP-021A	400	6115-00-017-8238
MEP-026A	28 VDC	6115-00-017-8239
MEP-016C	60	6115-01-143-3311
MEP-021C	400	6115-01-175-7321
MEP-026C	28 VDC	6115-01-175 75 720

DISTRIBUTION STATEMENT A: Approved for public release; distribution is unlimited.

TM 5-6115-271-24P/TO 35C2-3-386-4/SL-4-05926A, 29 May 1987, is changed as follows:

1. Remove and insert pages as indicated below. New or changed text material is indicated by a vertical bar in the margin. An illustration change is indicated by a miniature pointing hand.

Remove pages

**i and ii
9 and 10
23 and 24
43 through 46
75 through 83/(84 Blank)**

Insert pages

**i and ii
9 and 10
23 and 24
43 through 46
75 through 86**

2. Retain this sheet in front of manual for reference purposes.

ARMY TM 5-6115271-24P
AIR FORCE TO 35C23386-4
MARINE CORPPS SL -05926A
C3

By Order of the Secretaries of the Army and Air Force, and Navy (Including the Marine Corps):

RONALD R. FOGELMAN
General, USAF
Chief of Staff

HENRY VICCELLIO, JR.
General, USAF
Commander, Air Force Materiel Command

DISTRIBUTION:

To be distributed in accordance with DA Form 12-25-E, block no. 0881, requirements for TM 5-6115-271-24P.

CHANGE

HEADQUARTERS
DEPARTMENTS OF THE ARMY, AIR FORCE, NAVY
AND HEADQUARTERS U.S. MARINE CORPS
WASHINGTON, D. C., 15 DECEMBER 1992

NO. 2

Organizational, Intermediate (Field) (Direct Support and General Support)
and Depot Maintenance Repair Parts and Special Tools List

**GENERATOR SET, GASOLINE ENGINE DRIVEN, SKID MOUNTED,
TUBULAR FRAME, 3 kW, 3 PHASE, AC, 120/208 AND 120/240 VOLTS
28 VDC (LESS ENGINE)**

DOD MODEL	HERTZ	NSN
MEP-016A	60	6115-00-017-8237
MEP-021A	400	6115-00-017-8238
MEP-026A	28 VDC	6115-00-017-8239
MEP-016C	60	6115-01-143-3311
MEP- 021 C	400	6115-01-175-7321
MEP-026C	28 VDC	6115-01-175-7320

Approved for public release; Distribution is unlimited

TM 5-6115-271-24P/TO 35C2-3-386-4/SL-4-05926A, 29 May 1987 is changed as follows:

1. Remove and insert pages as indicated below. New or changed text material is indicated by a vertical bar in the margin. An illustration change is indicated by a miniature pointing hand.

Remove pages

3 and 4
19 and 20
27 and 28
39 and 40
47 through 50
59 and 60
65 and 66
69 and 70
77 and 78
81 through 83/(84 blank)

Insert pages

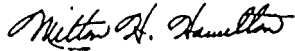
3 and 4
19 and 20
27 and 28
39 and 40
47 through 50
59 and 60
65 and 66
69 and 70
77 and 78
81 through 83/(84 blank)

2. Retain this sheet in front of manual for reference purposes.

ARMY TM 5-6115-271-24P
AIR FORCE TO 35C2-3-386-4
MARINE CORPS SL-4-05926A
C 2

By Order of the Secretaries of the Army, Air Force, and Navy (Including the Marine Corps):

Official:



MILTON H. HAMILTON
*Administrative Assistant to the
Secretary of the Army*
03066

GORDON R. SULLIVAN
*General, United States Army
Chief of Staff*

MERRILL A. McPEAK
*General, USAF
Chief of Staff*

Official:

RONALD W. YATES
*General, United States Air Force
Commander, Air Force Materiel Command*

DAVID E. BOTTORFF
*Rear Admiral, CEC, US Navy
Commander
Navy Facilities Engineering Command*

RONALD D. ELLIOTT
*Executive Director
Marine Corps Systems Command*

DISTRIBUTION:

To be distributed in accordance with DA Form 12-25-E, block no. 0881, requirements for
TM 5-6115-271-24P.

CHANGE

HEADQUARTERS,
DEPARTMENTS OF THE ARMY, AIR FORCE
AND HEADQUARTERS U.S. MARINE CORPS
WASHINGTON, D.C., 23 May 1991

NO. 1

Organizational, Intermediate (Field) (Direct Support and General Support)
and Depot Maintenance Repair Parts and Special Tools List

GENERATOR SET, GASOLINE ENGINE DRIVEN, SKID MOUNTED,
TUBULAR FRAME, 3 kW, 3 PHASE, AC, 120/208 AND 120/240 VOLTS,
28 VDC (LESS ENGINE)

<u>DOD MODEL</u>	<u>HERTZ</u>	<u>NSN</u>
MEP-016A	60	6115-00-017-8237
MEP-021A	400	6115-00-017-8238
MEP-026A	28 VDC	6115-00-017-8239
MEP-016C	60	6115-01-143-3311
MEP-021C	400	6115-01-175-7321
MEP-026C	28 VDC	6115-01-175-7320

Approved for public release; distribution is unlimited

TM 5-6115-271-24P/TO 35C2-3-386-4/SL-4-05926A, 29 May 1987 is changed as follows:

1. Remove and insert pages as indicated below. New or changed text material is indicated by a vertical bar in the margin. An illustration change is indicated by a miniature pointing hand.

Remove pages	Insert pages
11 through 20	11 through 20
23 and 24	23 and 24
(35 blank)/36	(35 blank)/36
45 through 50	45 through 50
-----	(50.1 blank)/50.2
51 and 52	51 and 52
57 through 60	57 through 60
(61 blank)/62 through 70	(61 blank)/62 through 70
73 through 83/(84 blank)	73 through 83/(84 blank)

2. Retain this sheet in front of manual for reference purposes.

By Order of the Secretaries of the Army , Air Force, and Navy (Including the Marine Corps):

CARL E. VUONO
General, United States Army
Chief of Staff

Official:

THOMAS F. SIKORA
Brigadier General, United States Army
The Adjutant General

MERRILL A. McPEAK
General USAF
Chief of Staff

Official:

Commander, Air Force Logistics Command

DAVID E. BUTTORFF
Rear Admiral, CEC, US Navy
Commander
Navy Facilities Engineering Command

H.E. REESE
Executive Director
Marine Corps Research, Development and
Acquisition Command

DISTRIBUTION:

To be distributed in accordance with DA Form 12-25E, (qty rqr block no. 0881).

TECHNICAL MANUAL

HEADQUARTERS
DEPARTMENTS OF THE ARMY, AIR FORCE
AND U.S MARINE CORPS
NO 5-6115-271-24P WASHINGTON, D.C., 29 May 1987

**ORGANIZATIONAL, INTERMEDIATE (FIELD) (DIRECT SUPPORT, AND GENERAL SUPPORT) MAINTENANCE
REPAIR PARTS AND SPECIAL TOOLS LIST**

**GENERATOR SET, GASOLINE ENGINE DRIVEN, SKID MOUNTED, TUBULAR FRAME, 3 KW, 3 PHASE, AC, 120/208
AND 120/240 VOLTS, 28 VDC (LESS ENGINE)**

DOD MODELS	HERTZ	NSN
MEP-016A	60	6115 00-017-8237
MEP-021A	400	6115-00-017-8238
MEP-026A	28 VDC	6115-00-017-8239
MEP-016C	60	6115-01-143-3311
MEP-021C	400	6115-01-175-7321
MEP-026C	28 VDC	6115-01-175-7320

Current as of 15 March 1987

REPORTING ERRORS AND RECOMMENDING IMPROVEMENTS

You can help improve this manual. If you find any mistakes, or if you know of a way to improve these procedures, please let us know. Mail your letter or DA Form 2028 (Recommended Changes to Publications and Blank Forms), or DA Form 2028-2 located in the back of this manual directly to: Commander, US Army Aviation and Troop Command, ATTN: AMSAT-I-MP, 4300 Good fellow Blvd., St. Louis, MO 63120-1798. You may also submit your recommended changes by E-mail directly to <mpmtf*oavma28@st-louis-emh7.army.mil>. A reply will be furnished directly to you. Instructions for sending an electronic 2028 may be found at the back of this manual immediately preceding the hard copy 2028.

DISTRIBUTION STATEMENT A: Approved for public release; distribution is unlimited.

TABLE OF CONTENTS

	PAGE	ILLUS/ FIGURE
Section I INTRODUCTION.....	1	
Section II REPAIR PARTS LIST	13	
Group 01 Upper frame and muffler	12	1
Group 02 Fuel line, hose and fittings.....	14	2
Group 03 Control box assembly 60 Hz	16	3
Control box cover, instruments and gages, 60 Hz	18	4
Receptacle, fuse, capacitors and load terminals, 60 Hz	22	5

* This manual supersedes TM 5-6115-271-24P, 10 October 1975, including all changes.

TABLE OF CONTENTS (Continued)

	PAGE	ILLUS/ FIGURE
Transformer and selector switch, 60 Hz.....	24	6
Voltage regulator and terminal board, 60 Hz.....	26	7
Voltage regulator	28	8
Regulator PWB	32	9
Group 04		
Control box assembly, 400 Hz	36	10
Instruments and gages, 400 Hz	38	11
Load terminals, capacitors, and frequency converter, 400 Hz.....	42	12
Control box assembly 400 Hz	44	13
Control box assembly 400 Hz	46	14
Group 05		
Control box assembly, 28 VDC	48	15
Load terminals, capacitors, and bus bars, 28 VDC	50	16
Heat sink mounting and nameplate, 28 VDC	54	17
Heat sink, exploded view, 28 VDC	56	18
Frequency converter and terminal board, 28 VDC.....	58	19
Group 06		
Engine and generator mounting	62	20
Group 07		
Generator assembly, 60 Hz.....	64	21
Group 08		
Generator assembly, 400 Hz.....	66	22
Group 09		
Generator assembly, 28 VDC	68	23
Group 10		
Auxiliary connector	70	24
Group 11		
Fuel tank and frame assembly	72	25
Group 12		
Bulk Material.....	75	
Section III		
NATIONAL STOCK NUMBER AND PART NUMBER INDEX	76	

SECTION I

INTRODUCTION

1. SCOPE

This joint Army, Air Force and Marine Corps manual lists repair parts and special tools required for the performance of organizational, intermediate (field), direct and general support and depot maintenance of the generator set. The following paragraphs are keyed to applicable users. All users should read paragraph 4, Special Information, prior to using this manual.

2. GENERAL

This Repair Parts and Special Tools List is divided into the following sections:

a. (ALL) Repair Parts - Section II. A list of repair parts is authorized for the performance of maintenance at the organizational, intermediate (field), direct support, general support and depot level in figure and item number sequence.

b. National Stock Number and Reference Number Index - Section III. A list of National Stock Numbers in ascending numerical sequence followed by a list of reference numbers appearing in all the listings, in ascending alpha-numeric sequence, cross-referenced to the illustration figure number and items number.

3. EXPLANATION OF COLUMNS

The following provides an explanation of columns in the tabular lists in Sections II and III.

a. (ALL) Illustration (Column 1) this column is divided as follows:

(1) Figure number. (Column 1a) indicates the figure number of the illustration on which the item is shown.

(2) Item number. (Column 1b) indicates the number used to identify the item on the illustration.

b. (ALL) Source, Maintenance, and Recoverability Codes (SMR), (Column 2).

(1) Uniform Source Codes applicable to all Military Services.

TM 5-6115-271-24P
T.O. 35C2-3-386-4
SL-4-05926A

GENERAL: Source codes are assigned to support items to indicate the manner of acquiring support items for maintenance, repair, or overhaul of end items. Source codes are entered in the first and second positions of the Uniform SMR Code format as follows:

Code	Definition
PA	Item procured and stocked for anticipated or known usage.
PB	Item procured and stocked for insurance purposes because essentiality dictates that a minimum quantity be available in the supply system.
PC	Item procured and stocked and which otherwise would be coded PA except that it is deteriorative in nature.
PD	Support item, excluding support equipment, procured for initial issue or outfitting and stocked only for subsequent or additional initial issues or outfittings. Not subject to automatic replenishment.
PE	Support equipment procured and stocked for initial issue or outfittings to specified maintenance repair activities.
PF	Support equipment which will not be stocked but which will be centrally procured on demand.
PG	Item procured and stocked to provide for sustained support for the life of the equipment. It is applied to an item peculiar to the equipment which because of probable discontinuance or shutdown of production facilities would prove uneconomical to reproduce at a later time.
KD	An item of depot overhaul/repair kit and not purchased separately. Depot kit defined as a kit that provides items required at the time of overhaul or repair.
KF	An item of a maintenance kit and not purchased separately. Maintenance kit is defined as a kit that provides an item that can be replaced at organizational or intermediate levels of maintenance.
KB	Item included in both a depot overhaul/repair kit and a maintenance kit.
MO	Item to be manufactured or fabricated at organizational level.
MF	Item to be manufactured or fabricated at intermediate maintenance levels. Air Force - Intermediate (*) Army - Direct Support (*) Marine Corps - 3rd Echelon
MH	Item to be manufactured or fabricated at intermediate maintenance levels. Air Force - Intermediate (*) Army - General Support (*) Marines Corps - 4th Echelon

MD Item to be manufactured or fabricated at depot maintenance level.

AO Item to be assembled at organizational level.

AF Item to be assembled at intermediate maintenance levels.

Air Force - Intermediate (*)
Army - Direct Support (*)
Marine Corps - 3rd Echelon

AH Item to be assembled at intermediate maintenance levels.

Air Force - Intermediate (*)
Army - General Support (*)
Marine Corps - 4th Echelon

AD Item to be assembled at depot maintenance levels.

XA Item is not procured or stocked because the requirements for the item will result in the replacement of the next higher assembly.

XB Item is not procured or stocked. If not available through salvage, requisition.

XC Installation drawings, diagram, instruction sheet, field service drawing, that is identified by manufacturer part number.

XD A support item that is not stocked. When required, item will be procured through normal supply channels.

(*) NOTE

For USAF and the USA Safeguard Program, only Code "F" will be used to denote intermediate maintenance. On joint programs use of either code F or H by the joining service will denote intermediate maintenance USAF and the USA Safeguard program.

(2) Uniform Maintenance Codes applicable to all Military Services: **GENERAL:** Maintenance Codes are assigned to indicate the levels of maintenance authorized to USE and REPAIR support items. The maintenance codes are in the third and fourth position of the Uniform SMR Code Format.

(a) USE (THIRD POSITION): The Maintenance Code entered in the third position indicates the lowest level of maintenance level authorized to remove, replace, and use the support item. The Maintenance Code entered in the third position indicates one of the following levels of maintenance.

- | Code | Application/Explanation |
|-------------|---|
| O | Support item is removed, replaced, used at the organizational level of maintenance. |
| F | Support item is removed, replaced, used at the following intermediate levels:

USAF - Intermediate (*)
USA - Direct Support (*)
USMC - 3rd Echelon |
| H | Support item is removed, replaced, used at the following intermediate levels:

USAF - Intermediate (*)
USA - General Support (*)
USMC - 4th Echelon |

(*) NOTE

For USAF and the USA Safeguard Program, only Code "F" will be used to denote intermediate maintenance. On joint programs use of either code For H by the joining service will denote intermediate maintenance USAF and the USA Safeguard program.

- D** Support items that are removed, replaced, used at depot only:
- USAF - Depot, Mobile Depot and Specialized Repair Activity
USA - Depot, Mobile Depot and Specialized Repair Activity
USMC - Depot

(b) REPAIR (FOURTH POSITION): The Maintenance Code entered in the fourth position indicates whether the item is to be repaired and identifies the lowest maintenance level with the capacity to perform complete repair (i.e., all authorized maintenance functions).

- | Code | Application/Explanation |
|-------------|---|
| O | The lowest maintenance level capable of complete repair of the support item is the organizational level. |
| F | The lowest maintenance level capable of complete repair of the support item is the following intermediate level:

USAF - Intermediate (*)
USA - Direct Support (*)
USMC - 4th Echelon |

H The lowest maintenance level capable of complete repair of the support item is the following intermediate level:

USAF - Intermediate (*)
USA - General Support (*)
USMC - 4th Echelon

(*) NOTE

For USAF and the USA Safeguard Program, only Code "F" will be used to denote intermediate maintenance. On joint programs use of either code F or H by the joining service will denote intermediate maintenance USAF and the USA Safeguard program.

D The lowest maintenance level capable of complete repair of the support item is the depot level.

USAF - Depot, Mobile Depot, and Specialized Repair Activity.
USA - Depot, Mobile Depot and Specialized Repair Activity
USMC - Depot

L Repair restricted to designated Specialized Repair Activity.

Z Nonreparable. No repair is authorized.

B No repair is authorized. The item may be reconditioned by adjusting, lubricating, etc., at the user level. No parts or special tools are procured for the maintenance of this item.

(3) Uniform recoverability codes applicable to all Military Services: **GENERAL:** Recoverability codes are assigned to support items to indicate the disposition action on unserviceable items. The recoverability code is entered in the fifth position of the Uniform SMR code Format as follows:

Recoverability Codes	Definition
Z Nonreparable item.	When unserviceable, condemn and dispose at the level indicated in column 3.
O Repairable item.	When uneconomically repairable, condemn and dispose at organizational level.
F Repairable item.	When uneconomically repairable, condemn and dispose at the following intermediate levels:
USAF - Intermediate (*)	
USA - Direct Support (*)	
USMC - 3rd Echelon	

TM 5-6115-271-24P
T.O. 35C2-3-386-4
SL-4-05926A

H Reparable item. When uneconomically repairable, condemn and dispose at the following levels:

USAF Intermediate (')
USA - General Support (')
USMC - 4th Echelon

(*) NOTE

For USAF and the USA Safeguard Program, only Code "F" will be used to denote intermediate maintenance. On joint programs use of either code F or H by the joining service will denote intermediate maintenance USAF and the USA Safeguard program.

D Reparable item. When beyond lower level repair capability, return to depot. Condemnation and disposal not authorized below depot level.

L Reparable item. Repair, condemnation and disposal not authorized below depot/Specialized Repair, Activity level.

A Item requires special handling or condemnation procedures because of specific reasons (i.e., precious metal content, high-dollar value, critical material or hazardous material). Refer to appropriate manuals/directives for specific instructions.

c. (USMC) Special Stockage Indicator Code and Replacement Factor Column (3).

(1) Special Stockage Indicator Code (Column 3a). This column reflects the condition under which certain maintenance parts, (parts assigned NSN'S and coded in the "P" series source code of the MSR code), are stocked. The codes are explained as follows:

Code	Description
No code	Indicates that the part may or may not be authorized in initial allowances to using or supporting organizations. The manner of determining initial issue allowances is explained in paragraph (2) below.
I	Applied to maintenance parts for which predicted consumption would not warrant inclusion in Mount-Out but for which a quantity of one (1) is authorized as insurance for Mount-Out using a 360-day criteria. This criteria is based on the total density of equipments employed by the DIV/WING TEAM. Mount-Out allowances, so authorized, will be stocked by the FSR or the MWSG in the case of MARINE Wing peculiar equipment, as applicable.
D	Applied to maintenance parts that are not considered critical or essential to be on hand and are, therefore, not authorized in initial; however, these items are stocked within the Supply System and may be requisitioned based upon usage.
T	Indicates that the part is authorized in garrison operating allowances in order to comply with state and local laws; however, the part is not authorized in Mount-Out since it is not combat essential.

(2) Replacement Factor (column 3b). This column reflects the replacement factor assigned to each National Stock Numbered maintenance repair part on its first appearance in the publication. The replacement factor, expressed as a decimal, indicates the average rate at which the type of item so coded has been used by Marine Corps field units or the rate at which design engineers anticipate the item will fail, wear out, or otherwise require replacement. All computations are based on a replacement period of one year. Therefore, a replacement factor of 0.08, applied to an item in this stock list, indicates that eight out of every one hundred of such items used in the end item of equipment to which this publication pertains, is predicted to need replacement in one year. Likewise, 0.004 reflects that four out of every thousand in use are predicted to require replacement in one year, while 2.0 shows that every one in use is predicted to be replaced twice during each year.

(a) Initial authorized stockage levels of consumable and salvageable items for an organization are to be computed for predicted consumption based on the number of items employed and/or supported by an organization within the number of days for which stockage is authorized. In computing Garrison Operating Stock or Mount-Out, authorized levels can be determined by the requiring Marine Corps unit by multiplying the replacement factor times the quantity used per equipment, times the number of end items employed by the using organization, or supported by the service organization, times the authorized day level expressed in months and divided by 12. Specific formulas and examples are provided in Marine Corps Order, MCO P4400.79.

The replacement factors used in initial stockage computations, should be revised, if warranted, after significant usage is experienced in accordance with the guidelines of MCO 4400.32A. The following formula replacement factor, "X" represents actual usage experience (1 year), "A" represents the application per equipment, and "B" represents the number of equipments supported.

$$W = \frac{X}{A \times B}$$

(b) Initial allowances for maintenance float items (recoverability codes "R" and "D") for the FMF and appropriate posts and stations are as furnished by Initial Issue Actions.

Changes to maintenance replacement rates resulting from actual usage may require recomputation of maintenance float allowances by holding units. Any required recomputation of maintenance float allowances will be made in accordance with MCO 4000.6.

(c) The replacement factor for same as (S/A) items is indicated upon the first appearance of the item in the major combination, component or assembly.

d. (ALL) National Stock Number (Column 4). Indicates the National Stock Number assigned to the item and will be used for requisitioning purposes.

e. (ALL) Description, (Column 5). Indicates the Federal item name and any additional description of the item required. The abbreviation "w/e" used as part of the nomenclature indicates the National Stock Number includes all armament, equipment, accessories and repair parts issued with the item. A part number or other reference number is followed by the applicable five digit Federal Supply Code for Manufacturer. If two reference numbers and Federal Supply Codes for Manufacturer are listed, the first listing refers to the Department of the Defense Drawing Number, the second listing refers to the actual part manufacturer. Items that are included in kits and sets are listed below the name of the kit or set with the quantity of each item in the kit or set indicated in the Quantity Incorporated in Unit column.

f. (All) Unit of Measure (U/M) (Column 6) indicates the standard of the basic quantity of the listed item as used in performing the actual maintenance function. This measure is expressed by a two-character alphabetical abbreviation (e. g., ea, in, pr, etc.). When the unit of measure differs from the unit of issue, the lowest unit of issue that will satisfy the required unit of measure will be requisitioned.

g. (ALL) Quantity Incorporated in Unit, (Column 7). Indicates the quantity of the item used in the assembly group. A "V" appearing in this column in lieu of a quantity indicates that a definite quantity cannot be indicated (e.g., shims, spacers, etc.).

h. (MC) Quantity per Equipment, (Column 8). Indicates the consolidated quantity of a maintenance part used on an end item upon every appearance of the part in this publication.

4. SPECIAL INFORMATION

a. (All) Identification of the usable on codes is:

Code Used on

CKW	MEP-016A	DTF	MEP-016C	Used with generator sets that have military standard engines that are equipped with breaker less ignition.
CKX	MEP-021A	DTE	MEP-021C	
CKY	MEP-026A	DQJ	MEP-026C	

Uncoded items are applicable to all models.

b. Army organizational maintenance personnel will extract the items which they require from Section II, 3rd or 4th position of column 2 of the direct and general support RPSTL. Parts which are manufactured or assembled at a higher level than that authorized to install the part are indicated by use of higher level code in the source column.

c. Stockage Information.

(1) Air Force stockage information is contained in Initial Supply Support Lists issued separately from this publication by the Sacramento Air Logistics Center in accordance with AFM 67-1, part 1, chapter 12.

(2) Marine Corps stockage information is contained in column 3a and 3b of the tabular listing of this publication.

(3) Army stockage is demand based in accordance with AR 710-2. Repair parts listed in this publication represent those authorized for use at indicated maintenance levels and will be requisitioned on an as-required basis until stockage is justified in accordance with AR 710-2.

d. In the part list, some of the items are identified to show that they are a component or components of the items under which they are indented.

5. HOW TO LOCATE REPAIR PARTS

a. (ALL) When National Stock Number or reference number is unknown:

(1) Using the table of contents, determine the functional group; i.e., batteries and related parts, exhaust and breather pipes, within which the repair part belongs. This is necessary since illustrations are prepared for functional groups, and listings are divided into the same groups.

(2) Find the illustration covering the functional group to which the repair part belongs.

(3) Identify the repair part on the illustration and note the illustration figure and item number of the repair part.

(4) Using the Repair Parts Listing, find the figure and item number noted on the illustration.

b. (ALL) When national stock number or reference number is known:

(1) Using the Index or National Stock Numbers and Reference Numbers, find the pertinent national stock number or reference number. This index is in ascending NSN sequence followed by a list of reference numbers in alphanumeric sequence, cross-referenced to the illustration figure number and item number.

(2) After finding the figure and item number, locate the figure and item number in the repair parts list.

6. ABBREVIATIONS

Abbreviation	Definition
AC.....	alternating current
AWG.....	American Wire Gage
DC.....	direct current
ea.....	each
ft.....	foot (feet)
Hz.....	hertz
in.....	inch(es)
kw.....	kilowatt
lg.....	long (length)
lh.....	left hand
mtg.....	mounting
No.....	number
rh.....	right hand
R.P.M.....	revolutions per minute
thd.....	thread(s) (ed)
v.....	volts

7. FEDERAL SUPPLY CODES FOR MANUFACTURERS

(Not applicable)

8. RECOMMENDATIONS FOR MAINTENANCE PUBLICATION IMPROVEMENTS

Report of errors, omissions, and recommendations for improving this publication by the individual user is encouraged. Reports should be submitted as follows:

- a. (F) Air Force - AFTO Form 22 in accordance with TO. 00-5-1, directly to: Commander, Sacramento Air Logistics Center, ATTN: MMEDT, McClellan AFB, CA 95652.
- b. (A) Army - DA Form 2028, directly to: Commander, US Army Aviation and System Command, ATTN: AMSAT-I-MP, 4300 Good fellow Boulevard, St. Louis, MO 63120-1798.
- c. (MC) Marine Corps - by NAVMC Form 10772 directly to: Commandant, Headquarters, US Marine Corps, ATTN: LMA-1, Washington, DC 20380.

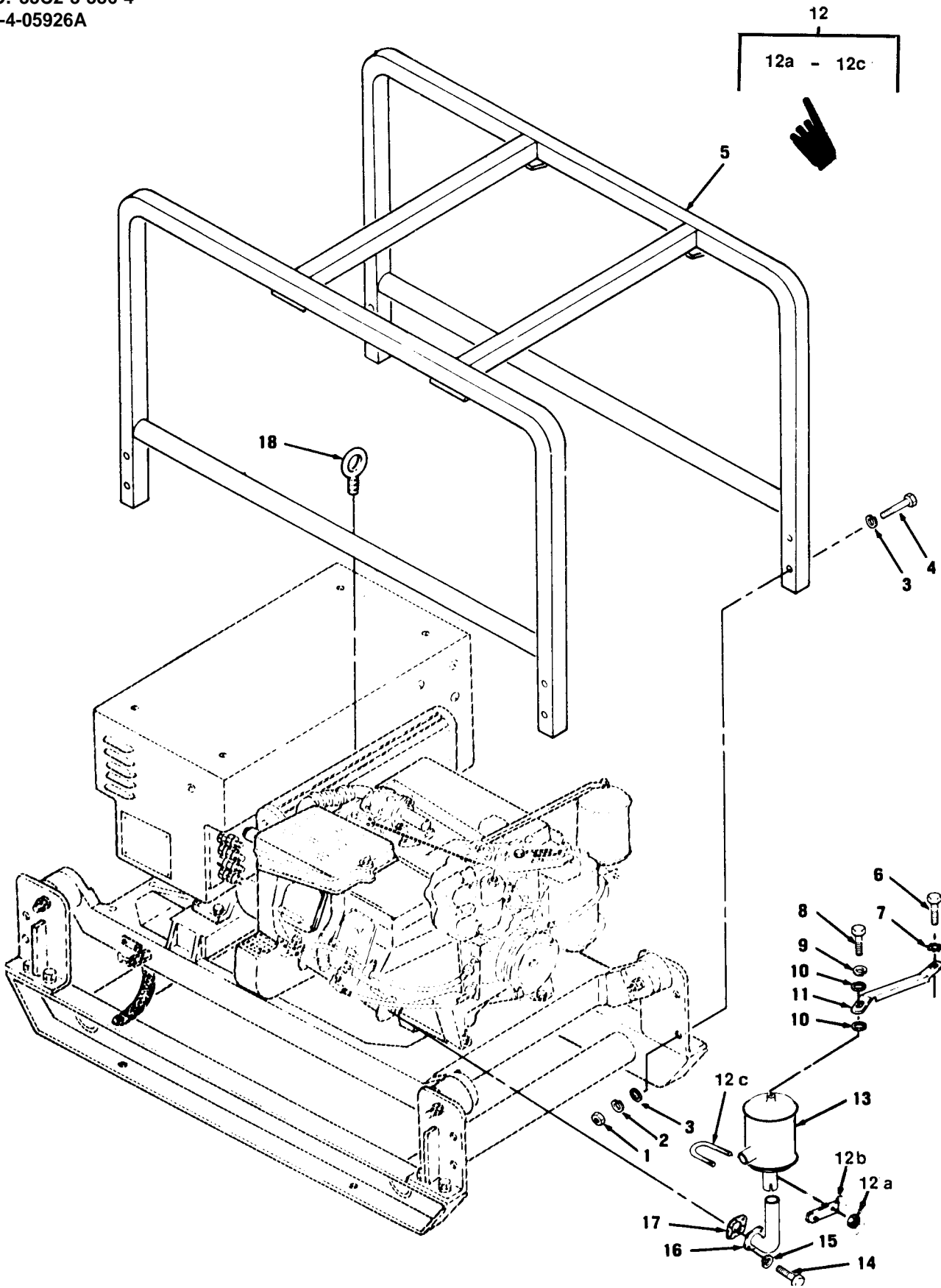


Figure 1. Upper Frame and muffler.

(1) ILLUS- TRATION A B FIG ITEM NO. NO.	(2) SMR CODE				(3) USMC		(4) NATIONAL STOCK NUMBER	(5) DESCRIPTION REF NUMBER & MFR CODE	(6) USABLE ON CODE	(7) QTY INC IN UNIT	(8) USMC QTY PER EQUIP
	A	B	C	D	A	B					
	ARMY	AIR FORCE	NAVY	USMC	SSI	REPL FACTOR					
GROUP 01 UPPER FRAME AND MUFFLER											
1	1	PAFZZ	PAOZZ		PAFZZ		5310-00-732-0558	NUT, PLAIN, HEXAGON FRAME MTG MS51967-8 96906	EA	8	
1	2	PAFZZ	PAOZZ		PAFZZ		5310-00-637-9541	WASHER, LOCKE FRAME MTG MS35338-46 96906	EA	8	
1	3	PAFZZ	PAOZZ		PAFZZ		5310-00-080-6004	WASHER, FLAT FRAME MTG MS27183-14 96906	EA	6	
1	4	PAFZZ	PAOZZ		PAFZZ		5305-00-269-3216	SCREW, CAP, HEXAGON HEAD FRAME MTG MS90725-66 96906	EA	8	
1	5	XBFZZ	XBOBZ		XBFZZ		6115-00-470-1297	FRAME, UPPER, GENERATOR 13208E887 97403	EA	1	
1	6	PAOZZ	PAOZZ		PAOZZ		5306-00-225-8496	BOLT, MACHINE BRACKET TO ENGINE MS90725-31 96906	EA	2	
1	7	PAOZZ	PAOZZ		PAOZZ		5310-00-889-2527	WASHER, LOCKE BRACKET TO ENGINE MS45904-72 96906	EA	2	
1	8	PAOZZ	PAOZZ		PAOZZ		5305-00-632-2777	SCREW, CAP, HEXAGON HEAD BRACKET TO MUFFLER MS35307-358 96906	EA	2	
1	9	PAOZZ	PAOZZ		PAOZZ		5310-00-984-7042	WASHER, LOCK BRACKET TO MUFFLER MS35338-141 96906	EA	2	
1	10	PAOZZ	PAOZZ		PAOZZ		5310-00-773-7618	WASHER, FLAT BRACKET TO MUFFLER MS15795-814 96906	EA	4	
1	11	PAOZZ	PAOZZ		XBOZZ		2990-00-118-1590	BRACKET, MUFFLER SUPPORT 13208E5851 97403	EA	2	
1	12	PAOZZ	PAOZZ		PAOZZ		2990-00-299-0638	CLAMP 13213E4143 97403	EA	2	
1	12a	PAOZZ					5310-00-934-9765	NUT, PLAIN MS35650-304 96906	EA	2	
1	12b	PAOZZ						BAR, CLAMPING 13213E4144 97403	EA	1	
1	12c	PAOZZ						U-BOLT 13208E5839 97403	EA	1	
1	13	PAOZZ	XAOZZ		XAOZZ		2990-00-961-1177	MUFFLER, EXHAUST 13208E5839 97403	EA	2	
1	14	PAOZZ	PAOZZ		PAOZZ		5305-00-068-0505	SCREW, CAP, HEXAGON HEAD PIPE MTG MS90726-5 96906	EA	4	
1	15	PAOZZ	PAOZZ		PAOZZ		5310-00-550-1130	WASHER, LOCKE PIPE MTG MS35333-40 96906	EA	4	
1	16	PAOZZ	PAOZZ		PAOZZ		2990-00-961-1183	PIPE, EXHAUST LH 13208E5844 97403	EA	1	
1	16	PAOZZ	PAOZZ		PAOZZ		2990-00-961-1184	PIPE, MUFFLER RH 13208E5846 97403	EA	1	
1	17	PAOZZ	PAOZZ		PAOZZ		5330-00-797-3506	GASKET, MANIFOLD, EXHAUST PIPE 9786E50-2 02978	EA	2	
1	18	PAOZZ	PAOZZ		PAOZZ		5306-00-056-3536	BOLT, EYE MS51937-2 96906	EA	1	

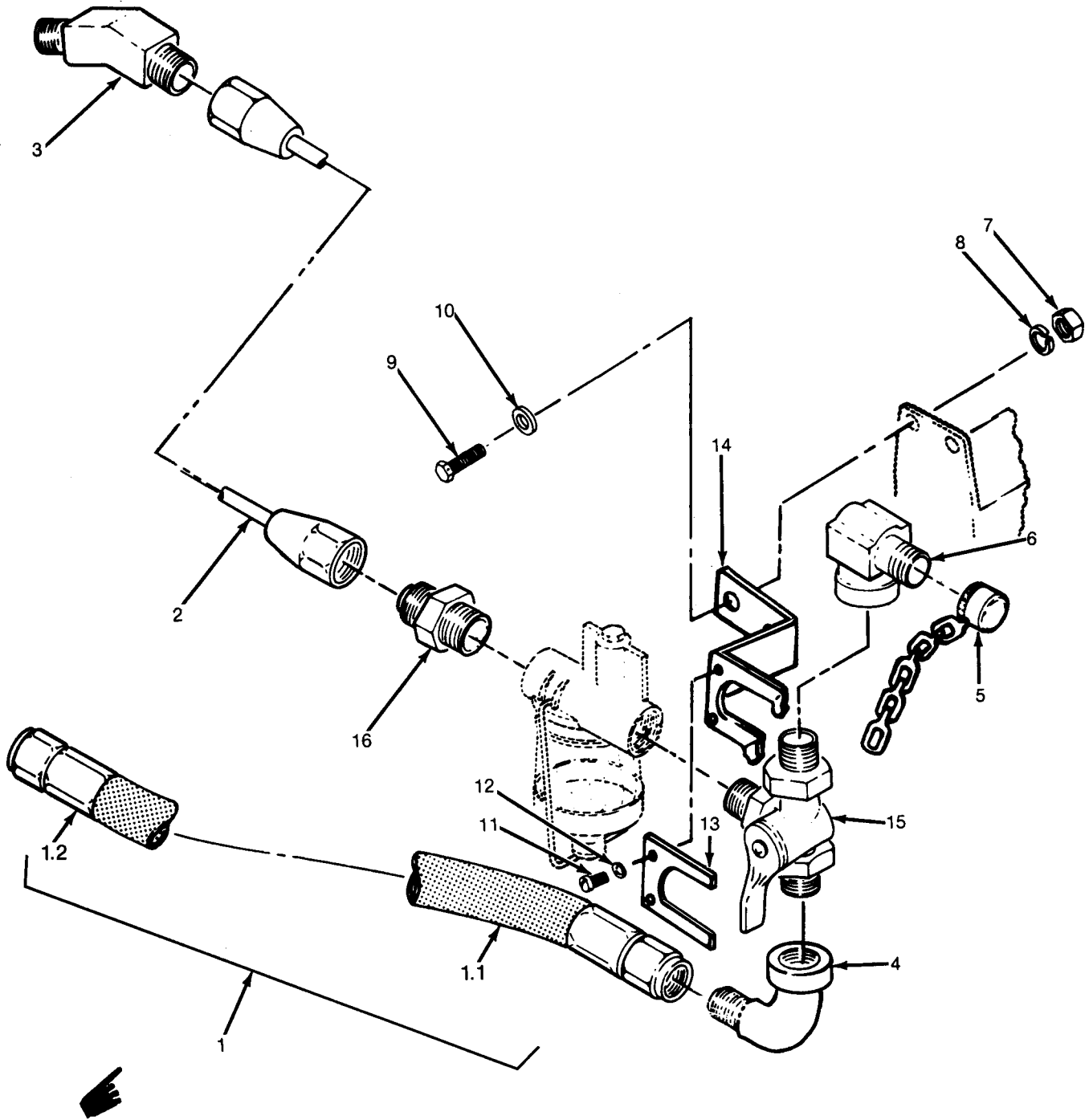


Figure 2. Fuel Line, Hose and Fittings.

(1) ILLUS- TRATION		(2) SMR CODE			(3) USMC		(4)		(5) DESCRIPTION	(6) USABLE ON CODE	(7) QTY INC IN UNIT	(8) USMC QTY PER EQUIP
A	B	A	B	C	D	A	B	NATIONAL STOCK NUMBER	REF NUMBER & MFR CODE			
FIG NO.	ITEM NO.	ARMY	AIR FORCE	NAVY	USMC	SSI	REPL FACTOR					
GROUP 02-FUEL LINE,HOSE AND FITTINGS												
2	1	MFOZZ	PAOZZ		PAOZZ				HOSE ASSEMBLY FILTER TO TANK 87-500-2 30554	EA	1	
MANUFACTURER FROM:												
2	1.1	PAFZZ	PAOZZ		PAOZZ			4720-00-857-1732	.HOSE,TEFLON,SIZE 4 MIL-M-27267 81349	FT	AR	
2	1.2	PAFZZ	PAOZZ		PAOZZ			4730-00-497-4281	.ADAPTER,END FITTING MS-27053-4C 96906	EA	2	
2	2	PAOZZ	PAOZZ		PAOZZ			4710-00-925-6931	TUBE ASSEMBLY,METAL FILTER TO PUMP 13208E5906 97403	EA	1	
2	3	PAOZZ	PAOZZ		PAOZZ			4730-00-189-3017	ELBOW,PIPE TO TUBE FUEL LINE TO PUMP MS20823-3B 96906	EA	1	
2	4	PAOZZ	PAOZZ		PAOZZ			4730-00-207-9260	ELBOW,PIPE TO SELECTOR VALVE 13218E0182-25 97403	EA	1	
2	5	PAOZZ	PAOZZ		PAOZZ			4730-00-812-1333	CAP,TUBE FUEL SELECTOR VALVE 69-539-2 30554	EA	1	
2	6	PAOZZ	PAOZZ		PAOZZ			4730-00-767-2615	ELBOW,CAP TO SELECTOR VALVE 13218E0182-23 97403	EA	1	
2	7	XDOZZ	PAOZZ		PAOZZ			5310-00-761-6882	NUT,PLAIN,HEXAGON BRACKET MTG MS51967-2 96906	EA	2	
2	8	PAOZZ	PAOZZ		PAOZZ			5310-00-582-5965	WASHER,LOCK BRACKET MTG MS35338-44 96906	EA	2	
2	9	PAOZZ	PAOZZ		PAOZZ			5305-00-068-0502	SCREW,CAP,HEXAGON HEAD BRACKET MTG MS90725-6 96906	EA	2	
2	10	PAOZZ	PAOZZ		PAOZZ			5310-00-809-4058	WASHER,FLAT BRACKET MTG MS27183-10 96906	EA	10	
2	11	PAOZZ	PAOZZ		PAOZZ			5305-00-054-6658	SCREW,MACHINE BRACKET CLAMPING MS51957-34 96906	EA	2	
2	12	PAOZZ	PAOZZ		PAOZZ			5310-00-929-6395	WASHER,LOCK BRACKET CLAMPING MS35338-136 96906	EA	2	
2	13	PBOZZ	PAFZZ		PAOZZ			5340-00-445-1740	PLATE,VALVE MOUNT 13216E5869 97403	EA	1	
2	14	PBOZZ	XBFZZ		XBOZZ			5340-00-184-6023	BRACKET, FUEL VALVE 13216E5868 97403	EA	1	
2	15	PAOZZ	PAOZZ		PAOZZ			4820-00-925-7374	VALVE, PLUG SELECTOR 13208E5768 97403	CKW	EA	1
2	16	XDOZZ	PAOZZ		PAOZZ				ADAPTER,STRAIGHT,PIPE TO TUBE FUEL LINE TO FILTER AN816-3 88044	EA	1	

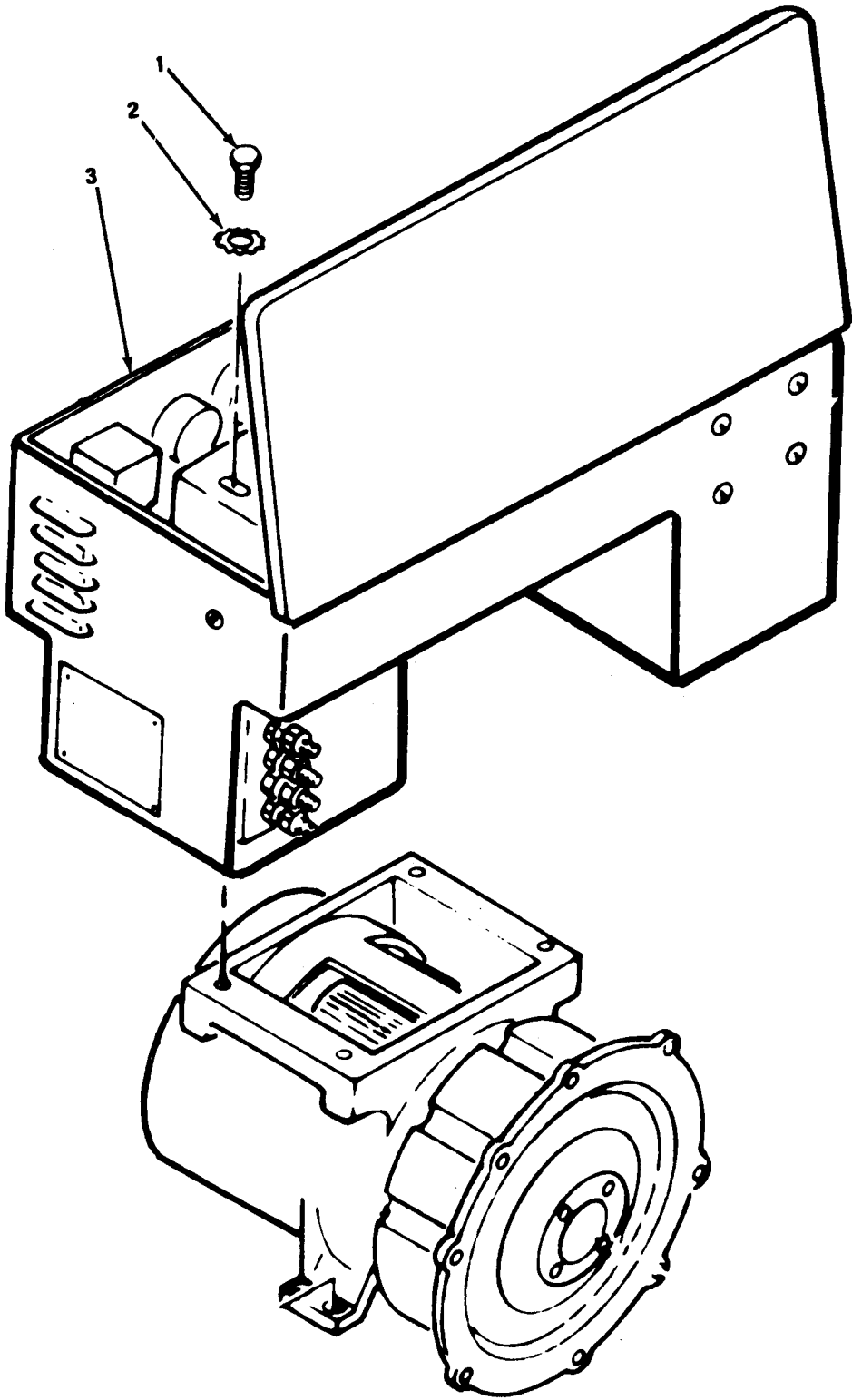


Figure 3. Control box ossembly, 60 Hz.

(1)		(2)			(3)		(4)		(5)		(6)	(7)	(8)
ILLUS- TRATION		SMR CODE			USMC		NATIONAL STOCK NUMBER		DESCRIPTION		USABLE ON CODE	QTY INC IN	USMC QTY PER EQUIP
A	B	A	B	C	D	A	B						
FIG NO.	ITEM NO.	ARMY	AIR FORCE	NAVY	USMC	SSI	REPL FACTOR		REF NUMBER & MFR CODE			U/M	UNIT
3	1	PAOZZ	PAFZZ		PAFZZ			5305-00-225-3840	SCREW, CAP, HEXAGON HEAD CONTROL BOX MTG MS90725-7 96906		EA		4
3	2	PAOZZ	PAFZZ		PAFZZ			5310-00-889-2528	WASHER, LOCK CONTROL BOX MTG MS45904-68 96906		EA		4
3	3	PBFHH	AFFFF		PBFFF			6110-00-133-9121	CONTROL BOX ASSEMBLY 35KW.60 HZ 13215E1944 97403		EA		1

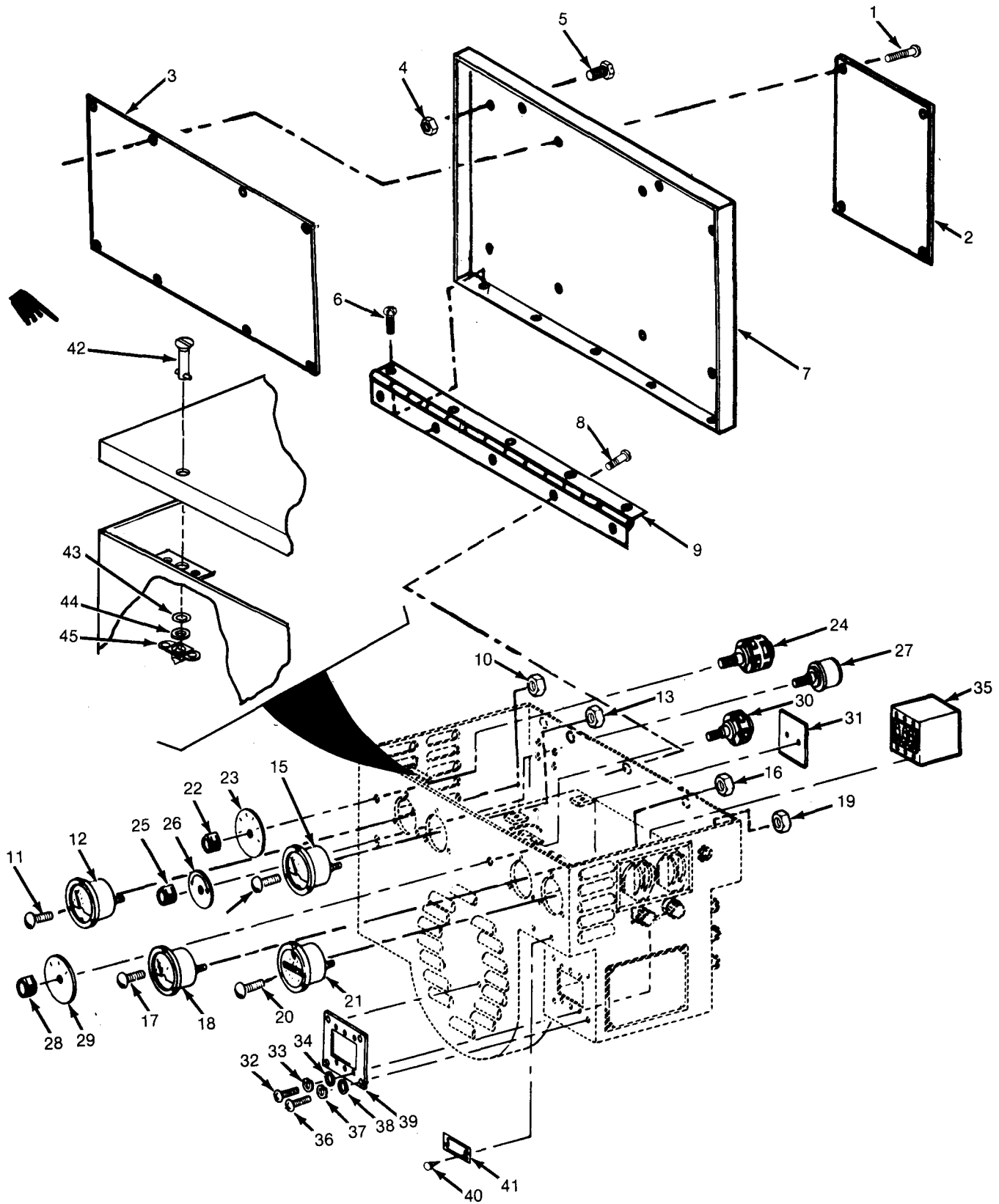


Figure 4. Control Box Cover, Instruments and Gages, 60 Hz.

(1)	(2)	(3)	(4)	(5)	(6)	(7)	(8)						
ILLUS- TRATION	SMR CODE	USMC		NATIONAL STOCK NUMBER	DESCRIPTION	USABLE ON CODE	QTY INC IN UNIT	USMC QTY PER EQUIP					
A	B	A	B	C	D	A	B	NATIONAL STOCK NUMBER	REF NUMBER & MFR CODE	USABLE ON CODE	U/M	QTY INC IN UNIT	USMC QTY PER EQUIP
FIG NO.	ITEM NO.	ARMY	AIR FORCE	NAVY	USMC	SSI	REPL FACTOR	NATIONAL STOCK NUMBER	REF NUMBER & MFR CODE	USABLE ON CODE	U/M	QTY INC IN UNIT	USMC QTY PER EQUIP
4		PBFZZ	XBFZZ		XBOZZ			6115-01-137-3006	.CONTROL BOX AND COVER ASSEMBLY 13217E1779 97403	CKW	EA	1	
	1	PAOZZ	PAFZZ		PAFZZ			5320-00-879-6606	.RIVET TUBULAR PLATE MTG MS16535-154 96906	CKW	EA	6	
4	2	PBOZZ	XBFZZ		XBFZZ			9905-00-450-1464	.PLATE INSTRUCTION OPERATING 13213E4067 97403	CKW	EA	1	
4	3	PBOZZ	XBFZZ		XBFZZ			9905-01-013-6086	.PLATE ELECTRICAL WIRING DIAGRAM 13215E197 97403	CKW	EA	1	
4	4	PAOZZ	XBFZZ		PAFZZ			5310-00-383-3658	.NUT SELF-LOCKING 13217E6402-10 97403	CKW	EA	2	
4	5	PAOZZ	XBFZZ		PAFZZ			5305-00-083-6645	.SCREW,ASSEMBLED WASHER NAS1301C10-8 80205	CKW	EA	4	
4	6	PAOZZ	PAFZZ		PAFZZ			5320-00-582-3521	.RIVET BLIND MS20600B4W3 96906	CRW	EA	5	
4	7	PAOZZ	XBFZZ		XBOZZ			6115-01-090-2791	.COVER CONTROL BOX 13217E1778 97403	CKW	EA	1	
4	8	PAOZZ	PAFZZ		PAFZZ			5320-00-117-6376	.RIVET SOLID MS20426B4-4 96906	CKW	EA	5	
4	9	PAOZZ	XBFZZ		XBOZZ			5340-00-498-7078	.HINGE BUTT MS35823-1A 96906	CKW	EA	1	
4	10	PAOZZ	PAFZZ		PAFZZ			5310-00-836-3520	.NUT ASSEMBLED WASHER AC VOLTMETER MTG 511-041800 78189	CKW	EA	3	
4	11	PAOZZ	PAFZZ		PAFZZ			5305-00-983-6730	.SCREW MACHINE METER MTG MS35206-218 96906	CKW	EA	3	
4	12	PAOZZ	PAFZZ		PAFZZ			6625-00-065-5301	.VOLTMETER 13211E6905 97403	CKW	EA	1	
4	13	PAOZZ	PAFZZ		PAFZZ			5310-00-836-3520	.NUT ASSEMBLED WASHER FREQUENCY METER MTG 511-04-1800 78189	CKW	EA	3	
4	14	PAOZZ	PAFZZ		PAFZZ			5305-00-983-6730	.SCREW MACHINE METER MTG MS35206-218 96906	CKW	EA	3	
4	15	PAOZZ	PAFZZ		PAFZZ			6625-00-054-2038	.METER FREQUENCY INDICATOR 13211E6992-1 97403	CKW	EA	1	
4	16	PAOZZ	PAFZZ		PAFZZ			5310-00-836-3520	.NUT ASSEMBLED WASHER CURRENT INDICATOR METER MTG 511-041800 78189	CKW	EA	3	
4	17	PAOZZ	PAFZZ		PAFZZ			5305-00-983-6730	.SCREW MACHINE CURRENT INDICATOR METER MTG MS35206-218 96906	CKY	EA	3	
4	18	PAOZZ	PAFZZ		PAFZZ			6625-00-065-5258	.METER,CURRENT INDICATOR 13211E6919 97403	CKW	EA	1	
4	19	PAOZZ	PAFZZ		PAFZZ			5310-00-836-3520	.NUT ASSEMBLED WASHER TIME TOTALIZING METER MTG 511-041800 78189	CKW	EA	1	
4	20	PAOZZ	PAFZZ		PAFZZ			5305-00-983-6730	.SCREW,MACHINE TOTALIZING METER MTG MS35206-218 96906	CKW	EA	3	
4	21	PAOZZ	PAFZZ		PAFZZ			6645-00-151-5280	.METER,TIME TOTALIZING 60 HZ M3971-2-5 81349		EA	1	
4	22	PAOZZ	PAOZZ		PAOZZ			5355-00-556-0145	.KNOB MS91528-1K2B 96906	CKW	EA	1	
4	23	PBOZZ	XBOZZ		XBOZZ			9905-00-450-6595	.PLATE INSTRUCTION VOLTAGE SELECTOR 13213E4088 97403	CKW	EA	1	
4	24	PAFZZ	PAFZZ		PAFZZ			5930-00-259-4646	.SWITCH ROTARY MS250012-2	CKW	EA	1	
4	25	PAOZZ	XBFZZ		PAOZZ			5355-00-556-0145	.KNOBS MS91528-1K28 96906	CKW	EA	1	
4	26	PBOZZ	XBFZZ		XBOZZ			9905-00-455-9168	.PLATE,INSTRUCTION VOLTAGE ADJUSTING 13208E5764 97403	CKW	EA	1	
4	27	PAFZZ	PAFZZ		PAFZZ			5905-00-643-5129	.RESISTOR, VARIABLE, WOUND M22-03-0019FD 81349	CKW	EA	1	
4	28	PAOZZ	PAOZZ		PAOZZ			5355-00-556-0145	.KNOB MS91528-1K28 96906	CKW	EA	1	

(1)		(2)			(3)		(4)	(5)	(6)	(7)	(8)
ILLUS-TRATION		SMR CODE			USMC		NATIONAL STOCK NUMBER	DESCRIPTION	USABLE ON CODE	QTY INC IN UNIT	USMC QTY PER EQUIP
A	B	A	B	C	D	A	B	REF NUMBER & MFR CODE	U/M		
FIG NO.	ITEM NO.	ARMY	AIR FORCE	NAVY	USMC	SSI	REPL FACTOR				
4	29	PBOZZ	XBFZZ		XBOZZ			9905-00-509-8239 .PLATE, INSTRUCTION CURRENT SELECTOR 13213E4089 97403	CKW	EA	1
4	30	XDFZZ	PAFZZ		PAFZZ			5930-00-065-5302 .SWITCH, ROTARY CURRENT MS25002-1 97403	CKW	EA	1
4	31	PAFZZ	PAFZZ		PAFZZ			6115-00-016-2360 .PRINTED CIRCUIT BOARD 13211E4849 97403	CKW	EA	1
4	32	PAFZZ	PAFZZ		PAFZZ			5305-00-984-4984 .SCREW, MACHINE CIRCUIT BREAKER MTG MS35206-227 96906	CKW	EA	6
4	33	PAFZZ	PAFZZ		PAFZZ			5310-00-045-4007 .WASHER, LOCK CIRCUIT BREAKER MTG MS35338-41 96906	CKW	EA	6
4	35	PAFZZ	PAFZZ		PAFZZ			5925-00-966-5836 .CIRCUIT BREAKER 13208E5838-1 97403	CKW	EA	1
4	34	PAFZZ	PAFZZ		PAFZZ			5310-00-082-1404 .WASHER, FLAT CIRCUIT BREAKER MTG MS27183-6 96906	CKW	EA	1
4	36	PAOZZ	PAFZZ		PAFZZ			5305-00-984-6194 .SCREW, MACHINE PLATE MTG MS35206-246 96906	CKW	EA	4
4	37	PAOZZ	PAFZZ		PAFZZ			5310-00-045-3299 .WASHER, LOCK PLATE MTG MS35338-42 96906	CKW	EA	4
4	38	PAOZZ	PAFZZ		PAFZZ			5310-00-809-8544 .WASHER, FLAT PLATE MTG MS27183-7 96906	CKW	EA	4
4	39	PBOZZ	XBFZZ		XBOZZ			5925-00-407-6520 .BASE, CIRCUIT BREAKER 13208E5848 97403	CWK	EA	4
4	40	PAOZZ	PAFZZ		PAFZZ			5305-00-253-5614 .SCREW, DRIVE NAMEPLATE MTG MS21318-20 96906	CKW	EA	4
4	41	PBOZZ	XBFZZ		SBOZZ			9905-00-477-4131 .PLATE, IDENTIFICATION CIRCUIT BREAKER 13211E6888-1 97403	CWK	EA	1
4	42	PAOZZ						5325-00-432-9796 .STUD, TURN LOCK 13208E5845 97403	*	EA	4
4	43	PAOZZ						5310-00-822-8525 .WASHER, SPLIT 13213E5162 97403	*	EA	4
4	44	PAOZZ						5310-00-845-7769 .WASHER, LOCK 13220E8321 97403	*	EA	4
4	45	PAOZZ						5325-00-282-7471 .RECEPTACLE, TURNLOCK 13213E5164 97403	*	EA	4

* USE ONLY ON GEN SETS

MANUFACTURED BEFORE

APRIL 1979.

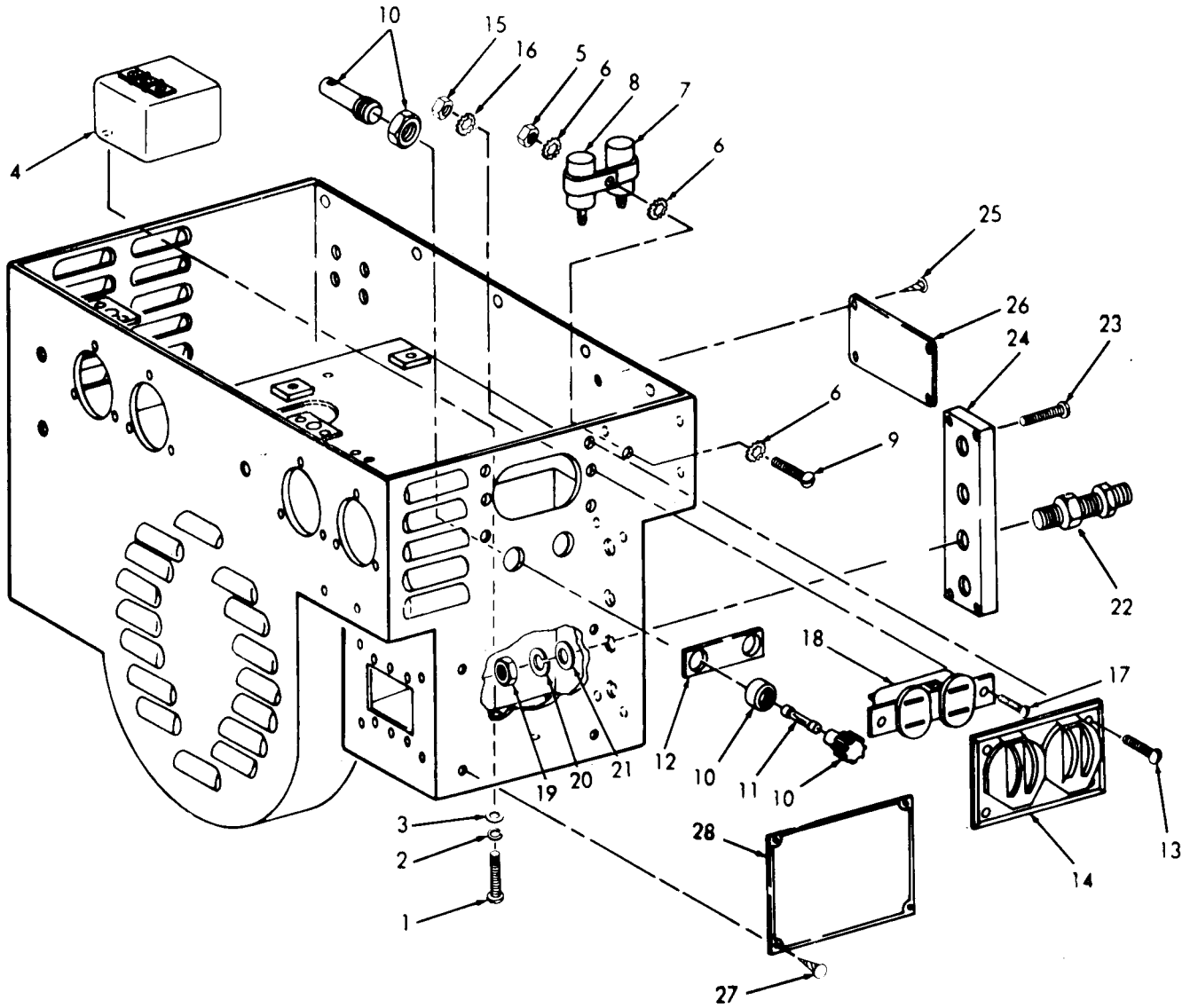


Figure 5. Receptacle, fuse, capacitors and load terminals, 60 Hz

(1) ILLUS- TRATION		(2) SMR CODE				(3) USMC		(4)	(5) DESCRIPTION	(6)	(7)	(8)	
a FIG NO.	b ITEM NO.	a ARMY	b AIR FORCE	c NAVY	d USMC	a SSI	b REPL FACTOR	NATIONAL STOCK NUMBER	REF NUMBER & MFR CODE	USABLE ON CODE	U/M	QTY INC IN UNIT	USMC QTY PER EQUIP
5	1	PAFZZ	PAFZZ		PAFZZ			5305-00-984-6193	• SCREW MACHIE CONVERTER MTO CKW MS35338-42 96906		EA	4	
5	2	PAFZZ	PAFZZ		PAFZZ			5310-0045-3299	• WASHER LOCK CONVERTER MTG CKW		EA	1	
5	3	PAFZZ	PAFZZ		PAFZZ			5310-00-809-8544	• WASHER FUT CONVRTER MTG CKW MS27183-7 96906		EA	4	
5	4	PAFZZ	PAFZZ		PAFZZ			6115-00-940-0175	• CONVERTER CONTROL CKW 13211E6901 97403		EA	1	
5	5	XDOZZ	PAFZZ		PAFZZ			5310-00-761-6882	• NUT PLAIN HE ON CAPACITOR CKW		EA	1	
5	6	PAOZZ	PAFZZ		PAFZZ			5310-00-889-2528	• WASHER LOCK CAPACITOR MTG CKW MS4594-8 96906		EA	3	
5	7	PAFZZ	PAFZZ		PAFZZ			5910-00-504-7418	• CAPACTOR CONTROL BOX CKW CA36KFPW104 81349		EA	2	
5	8	PAFZZ			PAFZZ				CAPACITOR CONTROL BOX CKW CA37FW104 97403		EA	2	
5	9	PAOZZ	PAFZZ		PAFZZ			5920-00-783-7859	• SCREW CAP HEXOON HEAD CKW CAPACITOR MTG MS90725-6		EA	2	
5	10	PAOZZ	PAFZZ		PAFZZ			5920-00-556-0144	• FUSE HOLDER CKW FHN20G 81349		EA	2	
5	11	PAOZZ	PAOZZ		PAOZZ			5920-00-617-8418	• FUSE CARTRIDE 15AUP CKW FOR625V1A 81349		EA	2	
5	12	PBOZZ	XBFZZ		XBOZZ			9905-01-096-5675	• PLATE INFOFRITION RECEPTCEL CWK 13208E5771 97403		EA	1	
5	13	PAOZZ	PAFZZ		PAFZZ			5305-00-958-5451	• SCREW MACHNE COVER MTG CWK MS3190-239 96906		EA	4	
5	14	PAFZZ	PAFZZ		PAFZZ			5975-00-235-4635	• PLATE WLL ELECTRIC CKW 121E97 93703		EA	1	
5	15	PAOZZ	PAFZZ		PAFZZ			5310-00-934-9747	• NUT PLAIN HE ON RECEPTACLE CKW MTG MS3549-262 96906		EA	2	
5	16	PAOZZ	PAFZZ		PAFZZ			5310-00-445-4007	• WASHER LOCK RECEPTACLE MTG CKW MS35338-41 96906		EA	2	
5	17	PAOZZ	PAFZZ		PAFZZ			5305-004-949	• SCREW MACHINE RECERTACLE MTG CKW MS35206-228 96906		EA	2	
5	18	PAOZZ	PAFZZ		PAFZZ			593-00-564-1355	• CONNECTOR RECEPTABLE CKW 69-691 30554		EA	1	
5	19	PAOZZ	PAFZZ		PAFZZ			5310-00-158-4489	• NUT,PLAIN,HEXAGON TERMINAL CKW BOARD MS35649-2255T 96906		EA	8	
5	20	PAOZZ	PAFZZ		PAFZZ			5310-00-184-8970	• WASHER LOCK TERMIAL LOAD CKW MS35338-101 96906		EA		
5	21	PAOZZ	PAFZZ		PAFZZ			5310-00-720-8394	• WASHER FLUT TERMI LOAD CKW MS15795-510 96906		EA	1	
5	22	PAOZZ	PAFZZ		PAFZZ			5940-00-958-0349	• TERMINL STUD CKW 13208E5820-2 97403				
5	23	PAFZZ	PAFZZ		PAFZZ			5305-00-958-5477	• SCREW MACHIE INSULATOR CKW M535196-254 96906		EA	4	
5	24	PBOZZ	XBFZZ		XBOZZ			5940-00-477-9967	• TERMINAL BOARD CKW 13215E942 97403		EA	1	
5	25	PAOZZ	PAFZZ		PAFZZ			5305-00-253-5614	• SCREW,DRIVE TERMINAL MTG CKW MS21318-20 96906		EA	4	
5	26	PBOZZ	XBFZZ		XBOZZ				• NAMEPLATE LOAD TERMINAL CKW 13208E5841 97403		EA	1	
5	27	PAOZZ	PAFZZ		PAFZZ			5305-00-263-5614	• SCREW,DRIVE TERNAL MTG CKW MS21316-2 96906		EA	4	
5	28	XBOZZ	XBFZZ		XBOZZ			9905-00-254-9239	• PLATE,IDENTIFICATON DTF 73-4506-21 30554		EA	1	

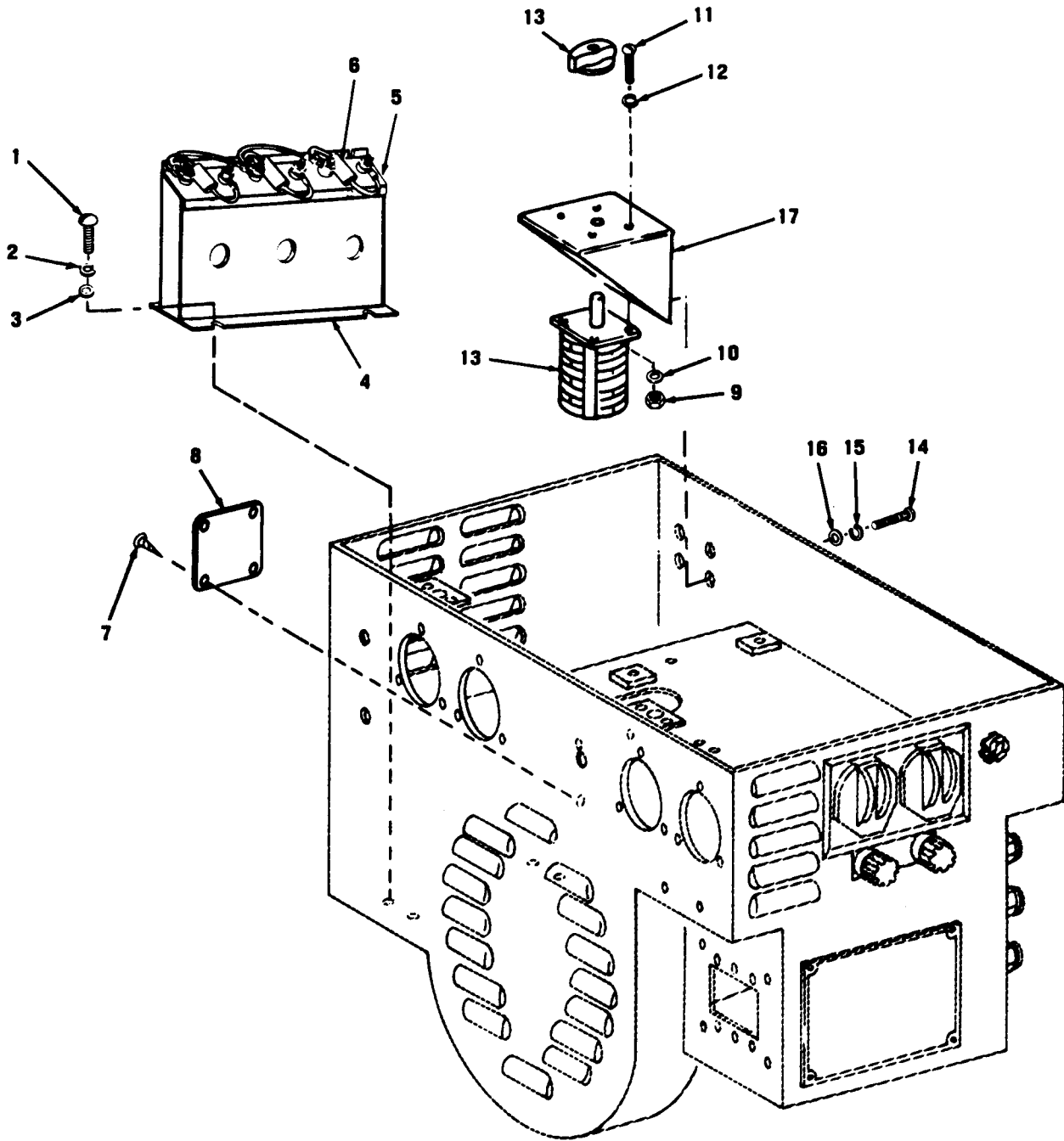


Figure 6. Transformer and selector switch, 60Hz

(1)		(2)				(3)		(4)	(5)	(6)	(7)	(8)
ILLUS-TRATION		SMR CODE				USMC		NATIONAL STOCK NUMBER	DESCRIPTION	USABLE ON CODE	QTY INC IN UNIT	USMC QTY PER EQUIP
A	B	A	B	C	D	A	B					
FIG NO.	ITEM NO.	ARMY	AIR FORCE	NAVY	USMC	SSI	REPL FACTOR		REF NUMBER & MFR CODE		U/M	
6	1	PAFZZ	PAFZZ		PAFZZ			5305-00-984-6193	.SCREW,MACHINE TRANSFORMER MTG MS35206-245 96906	CKX	EA	4
6	2	PAFZZ	PAFZZ		PAFZZ			5310-00-045-3299	.WASHER, LOCK TRANSFORMER MTG MS35338-42 96906	CKW	EA	4
6	3	PAFZZ	PAFZZ		PAFZZ			5310-00-809-8544	.WASHER, FLAT TRANSFORMER MTG MS27183-7 96906	CKW	EA	4
6	4	PAFZZ	PAFZZ		PAFZZ			5950-01-054-4127	.TRANSFORMER ASSEMBLY CURRENT 13213E4128 97403	CKW	EA	1
6	5	PAFZZ	XBFZZ		PAFZZ			5950-00-682-0743	..TRANSFORMER,CURRENT 13208E5837 97403	CKW	EA	1
6	6	PAFZZ	XBFZZ		XBOZZ			5905-00-203-5400	..RESISTOR FIXED.WIRE RWR74S2490FR 81349	CKW	EA	3
6	7	PAOZZ	PAFZZ		PAFZZ			5305-00-253-5604	.SCREW,DRIVE MS21318-2 96906	CKW	EA	4
6	8	PBOZZ	PAFZZ		PAFZZ			9905-00-450-6590	.PLATE,INSTRUCTION FUEL 132087E5757 97403	CKW	EA	1
6	9	PAFZZ	PAFZZ		PAFZZ			5310-00-934-9747	.NUT,PLAIN HEXAGON SWITCH MTG MS35649-262 96906	CKW	EA	4
6	10	PAFZZ	PAFZZ		PAFZZ			5310-00-809-8544	.WASHER,FLAT SWITCH MTG MS27183-7 96906	CKW	EA	4
6	11	PAFZZ	PAFZZ		PAFZZ			5305-00-889-3001	.SCREW,MACHINE SWITCH MTG MS35206-231 96906	CKW	EA	4
6	12	PAOZZ	PAFZZ		PAFZZ			5310-00-045-4007	.WASHER,LOCK SWITCH MTG MS35338-41 96906	CKW	EA	4
6	13	PAFZZ	PAFZZ		PAFZZ			5930-00-659-2672	.SWITCH,ROTARY OUTPUT SELECTOR 213E4091 97403	CKW	EA	1
6	14	PAFZZ	PAFZZ		PAFZZ			5305-00-984-6194	.SCREW,MACHINE BRACKET MTG MS35206-246 96906	CKW	EA	4
6	15	PAFZZ	PAFZZ		PAFZZ			5310-00-045-3299	.WASHER,LOCK BRACKET MTG MS35338-42 96906	CKW	EA	4
6	16	PAFZZ	PAFZZ		PAFZZ			5310-00-809-8544	.WASHER,FLAT BRACKET MTG MS27183-7 96906	CKW	EA	4
6	17	PBFZZ	XBFZZ		XBOZZ			5340-01-047-1900	.BRACKET,ANGLE SWITCH 13215E1938 97403	CKW	EA	1

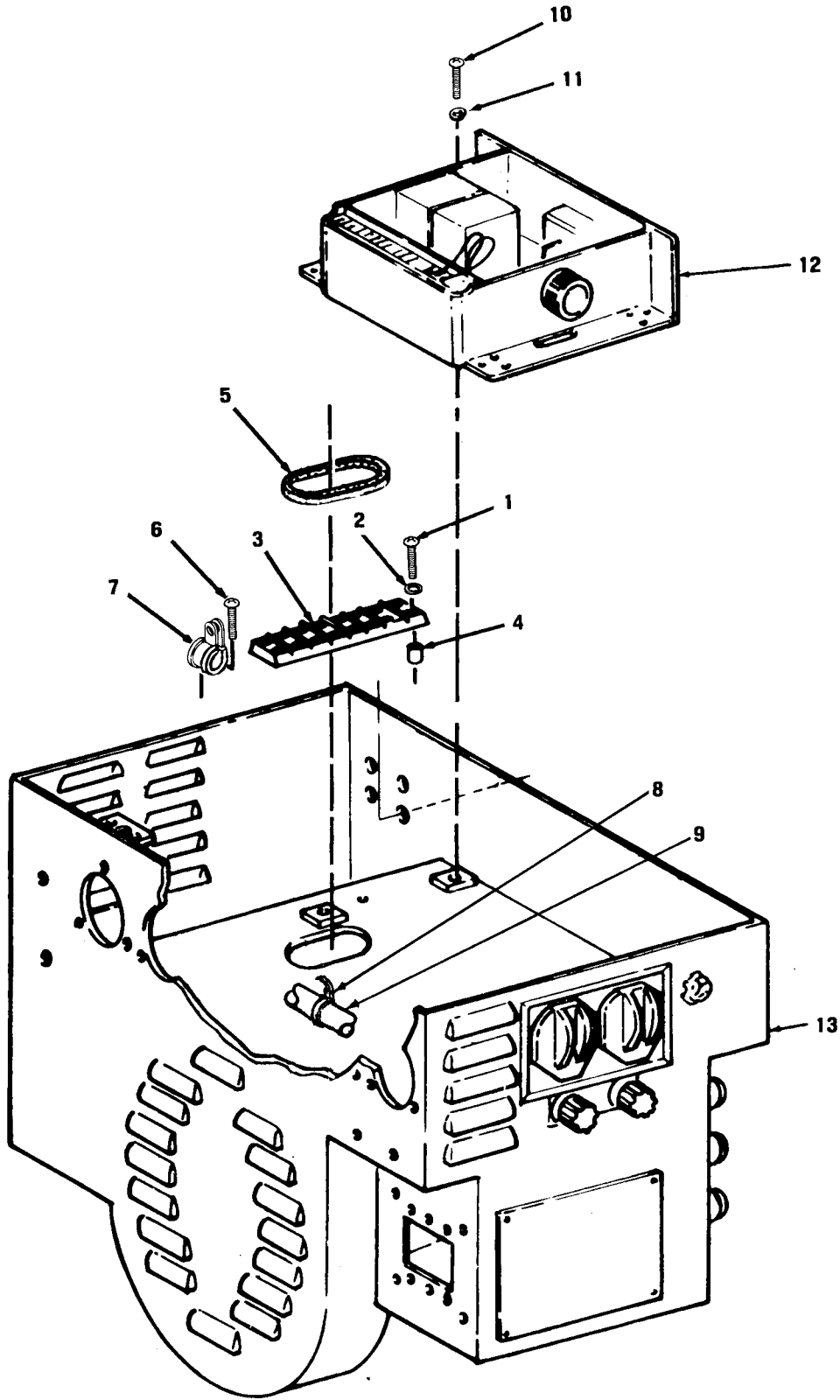


Figure 7. Voltage regulator and terminal board, 60 Hz

(1)		(2)			(3)		(4)	(5)	(6)	(7)	(8)
ILLUS-TRATION		SMR CODE			USMC		NATIONAL STOCK NUMBER	DESCRIPTION	USABLE ON CODE	QTY INC IN U/M	USMC QTY PER EQUIP
FIG NO.	A B ITEM NO.	A ARMY	B AIR FORCE	C NAVY	D USMC	A SSI	B REPL FACTOR	REF NUMBER & MFR CODE			
7	1	PAFZZ	PAFZZ		PAFZZ			5305-00-984-6199 MS35206-251 96906	CKW	EA	4
7	2	PAFZZ	PAFZZ		PAFZZ			5310-00-809-8544 MS27183-7 96906	CKW	EA	4
7	3	PAFZZ	PAFZZ		PAFZZ			5940-00-983-6100 39TB5 81349	CKW	EA	1
7		PAFZZ	PAFZZ		PAFZZ			SCREW, TERMINAL MS35206-242 96906	CKW	EA	15
7	4	PAFZZ	PAFZZ		PAFZZ			5365-00-808-2527 NAS43DD3-40 80205	CKW	EA	4
7	5	PAOZZ	PAFZZ		PAFZZ			5325-00-828-6276 MS35489-68 96906	CKW	EA	2
7	6	PAFZZ	PAFZZ		PAFZZ			5305-00-063-3503 MS24693S50 96906	CKW	EA	2
7	7	PAFZZ	XBFZZ		XBFZZ			MOUNTING PAD, ELECTRICAL WIRING 13216E3909 97403	CKW	EA	2
7	8	PAFZZ	XBFZZ		XBFZZ			5975-00-074-2072 MS3367-1-9 96906	CKW	EA	2
7	9	PAFZZ	MFFZZ		XBFZZ			6115-00-903-4147 13215E1941 97403	CKW	EA	1
7	10	PAOZZ	PAFZZ		PAFZZ			5305-00-984-6194 MS35206-246 96906	CKW	EA	3
7	11	PAFZZ	PAFZZ		PAFZZ			5310-00-559-0070 MS35333-38 96906	CKW	EA	4
7	12	PAOFF	PAOFF		PAOFF			6110-00-764-7621 13219E0883 97403	CKW, CKY	EA	1
7	13	PBFZZ	PBFZZ		PBFZZ			6110-01-141-7515 13217E1777 97403	CKW	EA	1

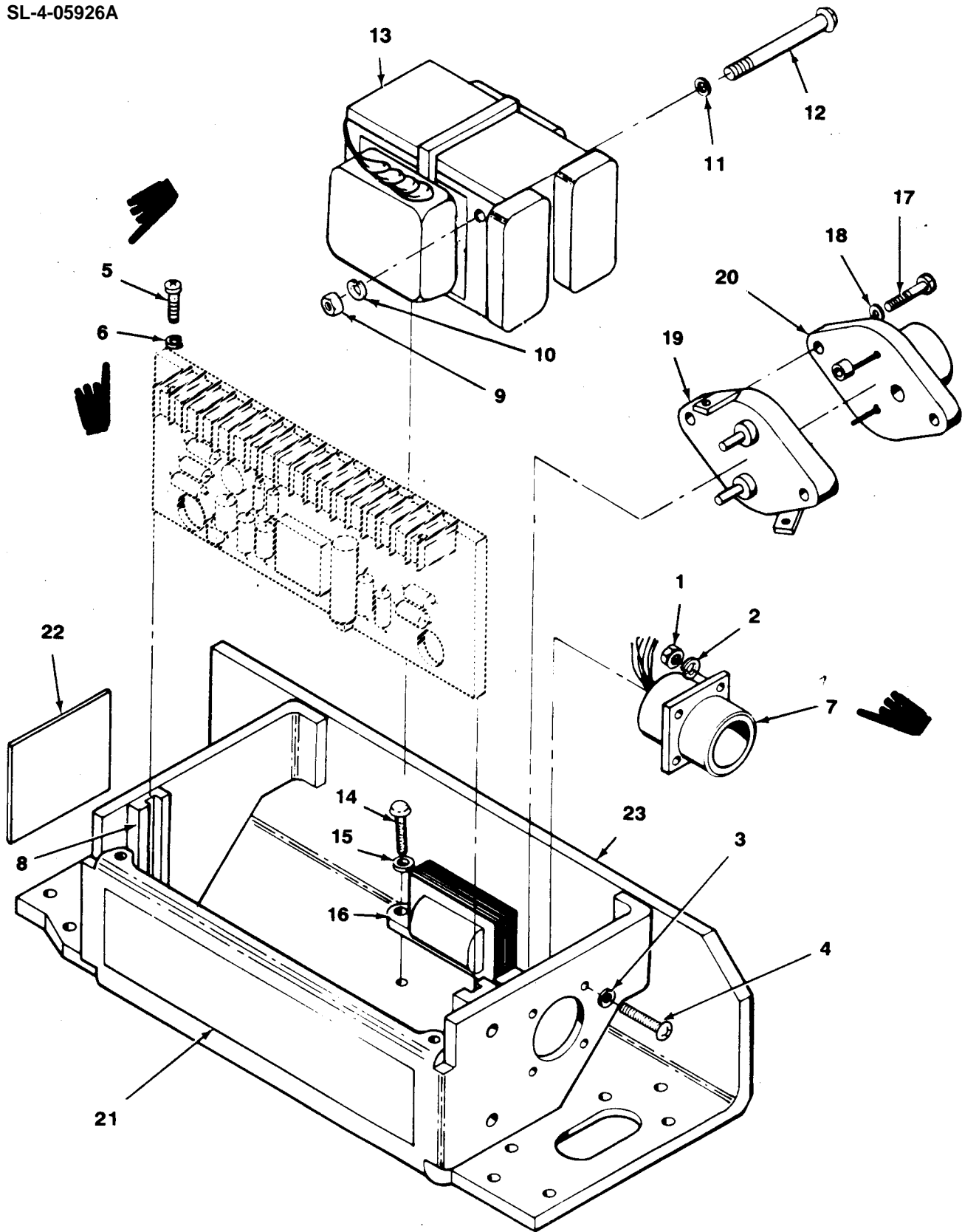


Figure 8. Voltage regulator

(1)		(2)				(3)		(4)	(5)	(6)	(7)	(8)
ILLUS-TRATION		SMR CODE				USMC		NATIONAL STOCK NUMBER	DESCRIPTION	USABLE ON CODE	QTY INC IN UNIT	USMC QTY PER EQUIP
A	B	A	B	C	D	A	B		REF NUMBER & MFR CODE			
FIG NO.	ITEM NO.	ARMY	AIR FORCE	NAVY	USMC	SSI	REPL FACTOR					
8	1	PAFZZ	PAFZZ		PAFZZ			5310-00-934-9739	..NUT,PLAIN,HEXAGON MS356492-242 96906	EA	4	
8	2	PAFZZ	PAFZZ		PAFZZ			5310-00-616-3554	..WASHER,LOCK MS3533-29 96906	EA	4	
8	3	PAFZZ	PAFZZ		PAFZZ			5310-00-656-0111	..WASHER,FLAT MS15795-703 96906	EA	4	
8	4	PAFZZ	PAFZZ		PAFZZ			5305-00-889-2999	..SCREW,MACHINE 4-40X1/2 MS35206-217 96906	EA	4	
8	5	PAFZZ	PAFZZ		PAFZZ			5305-00-889-3000	..SCREW,MACHINE MS35206-230 96906	CKW	EA	2
8	6	PAFZZ	PAFZZ		PAFZZ			5310-00-045-4007	..WASHER,LOCK MS35338-41 96906	CKW	EA	2
8	7	MFFZZ	MFFZZ		MFFZZ				..WIRING HARNESS 13219E0888 97403	EA	1	
8	8	PAFZZ	PAFZZ		PAFZZ			5940-00-204-8966	...TERMINAL,LUG MS25036-102 96906	EA	3	
8	8	PAFZZ	PAFZZ		PAFZZ			5975-00-727-5153	...STRAP,TIEDOWN,ELECTRICAL MS3367-4-9 96906	EA	3	
8	8	PAFZZ	PAFZZ		PAFZZ			5935-00-755-2896	...CONNECTOR,RECEPTACLE MS3100R20-27P 96906	EA	1	
8	8	PAFZZ	PAFZZ		PAFZZ			5325-00-276-6228	...GROMMET,NONMETALLIC MS35489-9 96906	EA	1	
8	8	PAFZZ	PAFZZ		PAFZZ				...GROMMET 13219E0891 97403	EA	1	
8	8	PAFZZ	PAFZZ		PAFZZ			6145-00-851-0897	...WIRE,ELECTRICAL MILW16878/1 TYPE B 18/BROWN 81349	FT	V	
8	8	PAFZZ	PAFZZ		PAFZZ			6145-00-838-6612	...WIRE,ELECTRICAL MILW16878/1 TYPE B 18/RED 81349	FT	V	
8	8	PAFZZ	PAFZZ		PAFZZ			6145-00-838-6613	...WIRE,ELECTRICAL MILW16878/1 TYPE B 18/ORANGE 81349	FT	V	
8	8	PAFZZ	PAFZZ		PAFZZ			6145-00-087-9716	...WIRE,ELECTRICAL MILW16878/1-18-4 81349	FT	V	
8	8	PAFZZ	PAFZZ		PAFZZ			6145-00-881-8177	...WIRE,ELECTRICAL MILW16878/1-18-5 81349	FT	V	
8	8	PAFZZ	PAFZZ		PAFZZ			6145-00-849-5915	...WIRE,ELECTRICAL MILW16878/1-18-6 81349	FT	V	
8	8	PAFZZ	PAFZZ		PAFZZ			6145-00-087-7691	...WIRE,ELECTRICAL MILW16878/1-18-7 81349	FT	V	
8	8	PAFZZ	PAFZZ		PAFZZ			6145-00-729-9264	...WIRE,ELECTRICAL MILW16878/1 TYPE B 18/GRAY 81349	FT	V	
8	8	PAFZZ	PAFZZ		PAFZZ			6145-00-814-8127	...WIRE,ELECTRICAL MILW16878/1-18-0 81349	FT	V	
8	8	PAFZZ	PAFZZ		PAFZZ				...WIRE,ELECTRICAL M16878/1-18-91 81349	FT	V	
8	8	PAFZZ	PAFZZ		PAFZZ				...WIRE,ELECTRICAL M16878/1-18-92 81349	FT	V	
8	8	PAFZZ	PAFZZ		PAFZZ				...WIRE,ELECTRICAL M16878/1-18-92 81349	FT	V	
8	8	PAFZZ	PAFZZ		PAFZZ				...WIRE,ELECTRICAL M16878/1-18-93 81349	FT	V	
8	8	PAFZZ	PAFZZ		PAFZZ				...WIRE,ELECTRICAL M16878/1-18-95 81349	FT	V	
8	8	PAFZZ	PAFZZ		PAZFF				...WIRE ELECTRICAL M16878/1-18-96 81349	FT	V	
8	8	PAFZZ	PAFZZ		PAFZZ				...WIRE, ELECTRICAL MILW16878/1-TYPE B18-97 81349	FT	V	
8	8	PAFZZ	PAFZZ		PAFZZ			5999-00-236-1868	..HOLDER,ELECTRICAL 2500-38 07556	CKW	EA	2
8	9	PAFZZ	PAFZZ		PAFZZ			5310-00-934-9757	..NUT,PLAIN,HEXAGON MS35649-282 96906	EA	2	

(1)		(2)				(3)		(4)	(5)	(6)	(7)	(8)
ILLUS- TRATION		SMR CODE				USMC		NATIONAL STOCK NUMBER	DESCRIPTION	USABLE ON CODE	QTY INC IN UNIT	USMC QTY PER EQUIP
A FIG NO.	B ITEM NO.	A ARMY	B AIR FORCE	C NAVY	D USMC	A SSI	B REPL FACTOR		REF NUMBER & MFR CODE	U/M		
8	10	PAFZZ	PAFZZ		PAFZZ			5310-00-596-7693	..WASHER, LOCK MS35335-31 96906	EA	2	
8	11	PAFZZ	PAFZZ		PAFZZ			5310-00-765-3197	..WASHER, FLAT MS27183-41 96906	EA	2	
8	12	PAFZZ	PAFZZ		PAFZZ			5305-01-092-8685	..SCREW, PAN HEAD 8-32X2 1/2 MS35206-355 96906	EA	2	
8	13	PAFZZ	PAFZZ		PAFZZ			5950-01-104-6342	..TRANSFORMER, POWER 13219E0890 97403	EA	2	
8	14	PAFZZ	PAFZZ		PAFZZ			5320-01-109-1381	..RIVET, BLIND M24243/4-A403 81349	EA	2	
8	15	PAFZZ	PAFZZ		PAFZZ			5310-00-656-0111	..WASHER, FLAT MS15795-703 96906	EA	6	
8	16	PAFZZ	PAFZZ		PAFZZ			5950-01-105-6315	..TRANSFORMER, POWER 13219E0894 97403	EA	1	
8	17	PAFZZ	PAFZZ		PAFZZ			5305-00-889-3001	...SCREW, MACHINE MS35206-231 96906	EA	2	
8	18	PAFZZ	PAFZZ		PAFZZ			5310-00-765-3197	..WASHER, FLAT MS27183-41 96906	EA	2	
8	19	PAFZZ	PAFZZ		PAFZZ			5935-00-931-0382	...SOCKET, PLUG-IN ELECTRICAL 13219E0895 97403	EA	1	
8	20	PAFZZ	PAFZZ		PAFZZ			5961-00-712-5578	...TRANSISTOR 13217E3700 97403	EA	1	
8	21	PBOZZ	PAFZZ		PAFZZ			9905-01-135-4327	..PLATE, IDENTIFICATION 13219E1039 97403	EA	1	
8	22	PBFZZ	PAFZZ		PAFZZ			9950-01-135-4328	..PLATE, INSTRUCTION 13219E1040 97403	EA	1	
8	23	XAFZZ	XAFZZ		XAFZZ				..CHASSIS REGULATOR 13219E0889 97403	EA	1	

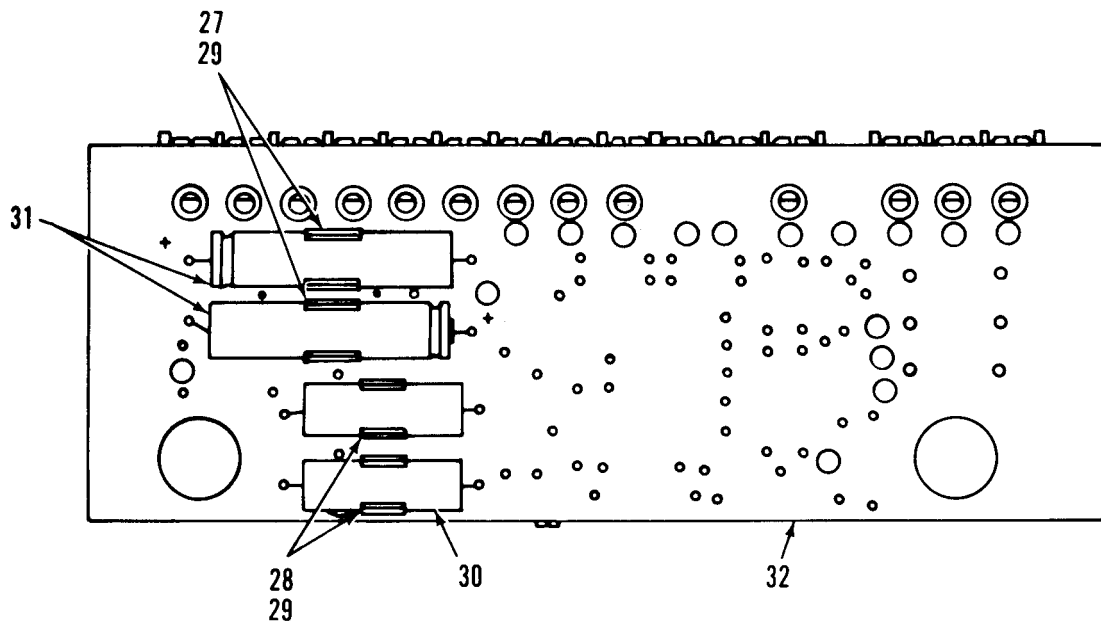
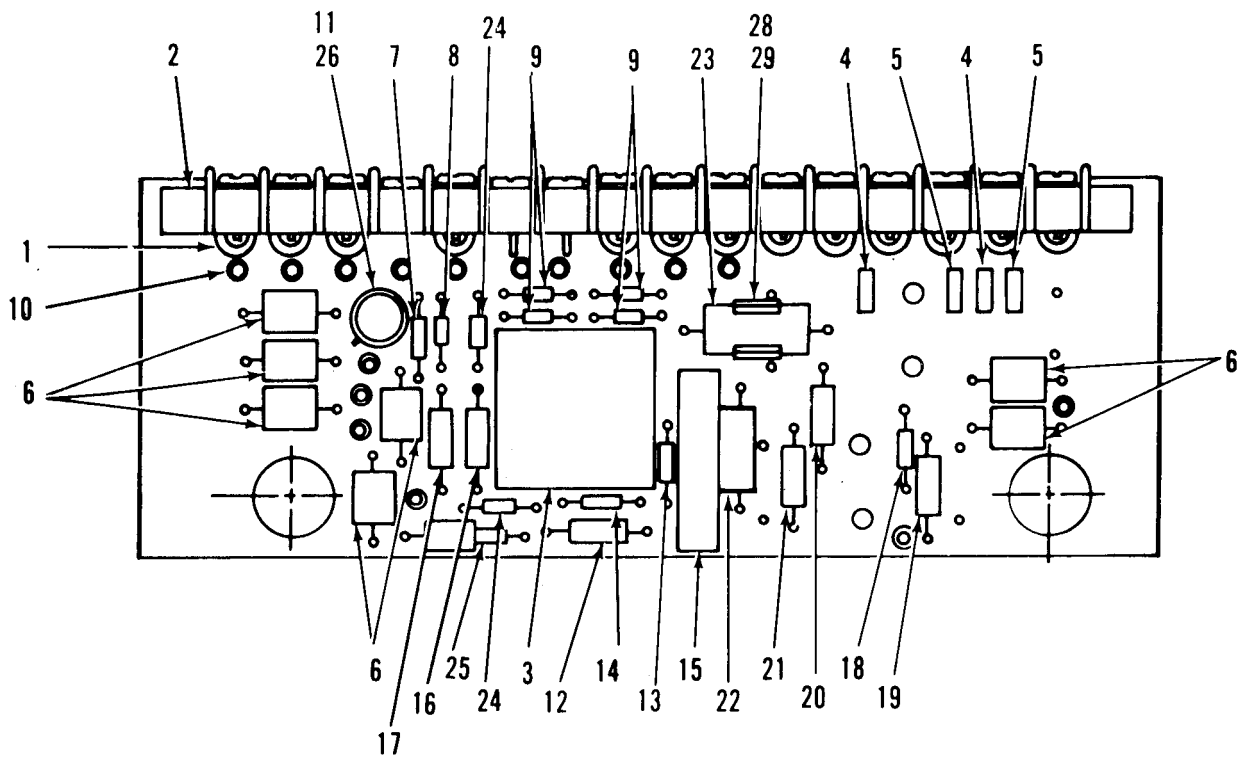


Figure 9. Regulator PWB.

(1)	(2)	(3)	(4)	(5)	(6)	(7)	(8)				
ILLUS- TRATION	SMR CODE	USMC	NATIONAL STOCK NUMBER	DESCRIPTION	USABLE ON CODE	QTY INC IN UNIT	USMC QTY PER EQUIP				
A FIG NO.	B ITEM NO.	A ARMY	B AIR FORCE	C NAVY	D USMC	A SSI	B REPL FACTOR	REF NUMBER & MFR CODE	U/M		
9		XAFZZ	XBFFF		XBFFF			..BOARD ASSEMBLY 13219E0884 97403	EA	1	
9	1	PAFZZ	PAFZZ		PAFZZ			5325-00-610-6861 ...EYELET,METALLIC 13219E0892 97403	EA	13	
9	2	XAFZZ	XAFZZ		XAFZZ			...BOARD, TERMINAL 13219E0893 97403	EA	1	
9	3	PAFZZ	PAFZZ		PAFZZ			5962-00-890-0784 ...MICROCIRCUIT,DIGITAL 13217E3701 97403	EA	1	
9	4	PAFZZ	PAFZZ		PAFZZ			...CAPACITOR,FIXED M39014/02-02-77 81349	EA	2	
9	5	PAFZZ	PAFZZ		PAFZZ			...CAPACITOR M39014/02-0267 81349	EA	2	
9	6	PAFZZ	PAFZZ		PAFZZ			5961-00-421-3002 ...SEMICONDUCTOR DEVICE 13219E1001 97403	EA	7	
9	7	PAFZZ	PAFZZ		PAFZZ			5961-00-451-7492 ...DIODE IN5297 04713	EA	1	
9	8	PAFZZ	PAFZZ		PAFZZ			5961-00-957-6865 ...SEMINCONDUCTOR DEVICE 13219E0897 97403	EA	4	
9	9	XDFZZ	PAFZZ		PAFZZ			...SEMICONDUCTOR DEVICE 13219E1000 97403	EA	1	
9	10	XBFFZ	PAFZZ		PAFZZ			5940-00-718-1721 ...TERMINAL STUD MIL-T-55155/12 81349	EA	16	
9	11	PAFZZ	PAFZZ		PAFZZ			5961-00-730-3284 ...TRANSISTOR 13219E1002 97403	EA	1	
9	12	PAFZZ	PAFZZ		PAFZZ			5905-00-110-0196 ...RESISTOR,FIXED,COMPOSITION RCR20G102JM 81349	EA	1	
9	13	PAFZZ	PAFZZ		PAFZZ			5905-00-120-9152 ...RESISTOR,FIXED,COMPOSITION RCR07G474JM 81349	EA	1	
9	14	PAFZZ	PAFZZ		PAFZZ			5905-00-105-7767 ...RESISTOR,FIXED,COMPOSITION RC07G474JM 81349	EA	1	
9	15	PAFZZ	PAFZZ		PAFZZ			5905-01-084-9136 ...RESISTOR,VARIABLE RJ12F7504 81349	EA	1	
9	16	PAFZZ	PAFZZ		PAFZZ			5905-00-111-4753 ...RESISTOR,FIXED,COMPOSITION RCR20G243JS 81349	EA	1	
9	17	PAFZZ	PAFZZ		PAFZZ			5905-00-111-4738 ...RESISTOR,FIXED COMPOSITION RCR20G152JM 81349	EA	1	
9	18	PAFZZ	PAFZZ		PAFZZ			5905-00-252-1673 ...RESISTOR,FIXED,COMPOSITION RCR07G624JM 81349	EA	1	
9	19	PAFZZ	PAFZZ		PAFZZ			5905-00-104-8330 ...RESISTOR,FIXED,COMPOSITION RCR20G33JM 81349	EA	1	
9	20	PAFZZ	PAFZZ		PAFZZ			5905-00-141-1168 ...RESISTOR,FIXED COMPOSITION RCR20G822JM 81349	EA	1	
9	21	PAFZZ	PAFZZ		PAFZZ			5905-00-141-0600 ...RESISTOR,FIXED COMPOSITION RCR20G822JM 81349	EA	1	
9	22	PAFZZ	PAFZZ		PAFZZ			5905-00-115-3565 ...RESISTOR,FIXED,COMPOSITION RCR32G821JS 81349	EA	1	
9	23	PAFZZ	PAFZZ		PAFZZ			...RESISTOR RC42GF102JM 81349	CKY	EA	1
9	24	PAFZZ	PAFZZ		PAFZZ			5961-00-462-7165 ...SEMICONDUCTOR DEVICE 13217E3698 97403	CKY	EA	2
9	25	PAFZZ	PAFZZ		PAFZZ			5961-00-950-6577 ...SEMICONDUCTOR DEVICE JAN1N3826A 81349	EA	1	
9	6	PAFZZ	PAFZZ		PAFZZ			5999-01-142-0548 ...MOUNTING PAD 13217E3708 97403	EA	1	
9	27	PAFZZ	PAFZZ		PAFZZ			...CLIP,SPRING TENSION M24066-2-108 81349	EA	2	
9	28	PAFZZ	PAFZZ		PAFZZ			...CLIP,SPRING TENSION M24066-2-107 81349	EA	2	
9	29	PAFZZ	PAFZZ		PAFZZ			5320-00-800-5704 ...RIVET,TUBULAR MS16535-64 96906	EA	5	
9	30	PAFZZ	PAFZZ		PAFZZ			5905-00-879-3635 ...RESISTOR,FIXED,WIRE RW67V102 81349	EA	2	

(1)		(2)				(3)		(4)	(5)	(6)	(7)	(8)	
ILLUS- TRATION		SMR CODE				USMC			DESCRIPTION		QTY	USMC	
A	B	A	B	C	D	A	B	NATIONAL		USABLE	INC	QTY	
FIG	ITEM	AIR				REPL	STOCK	REF NUMBER		ON	IN	PER	
NO.	NO.	ARMY	FORCE	NAVY	USMC	SSI	FACTOR	NUMBER	& MFR CODE	CODE	U/M	UNIT	EQUIP
9	31	PAFZZ	PAFZZ		PAFZZ			5910-00-832-5026	...CAPACITOR, FIXED ELECTRICAL	EA		2	
								13219E1003 97403					
9	32	XBFZZ	XAFZZ		XAFZZ				...BOARD, WIRING	EA		1	
								13219E0885 97403					

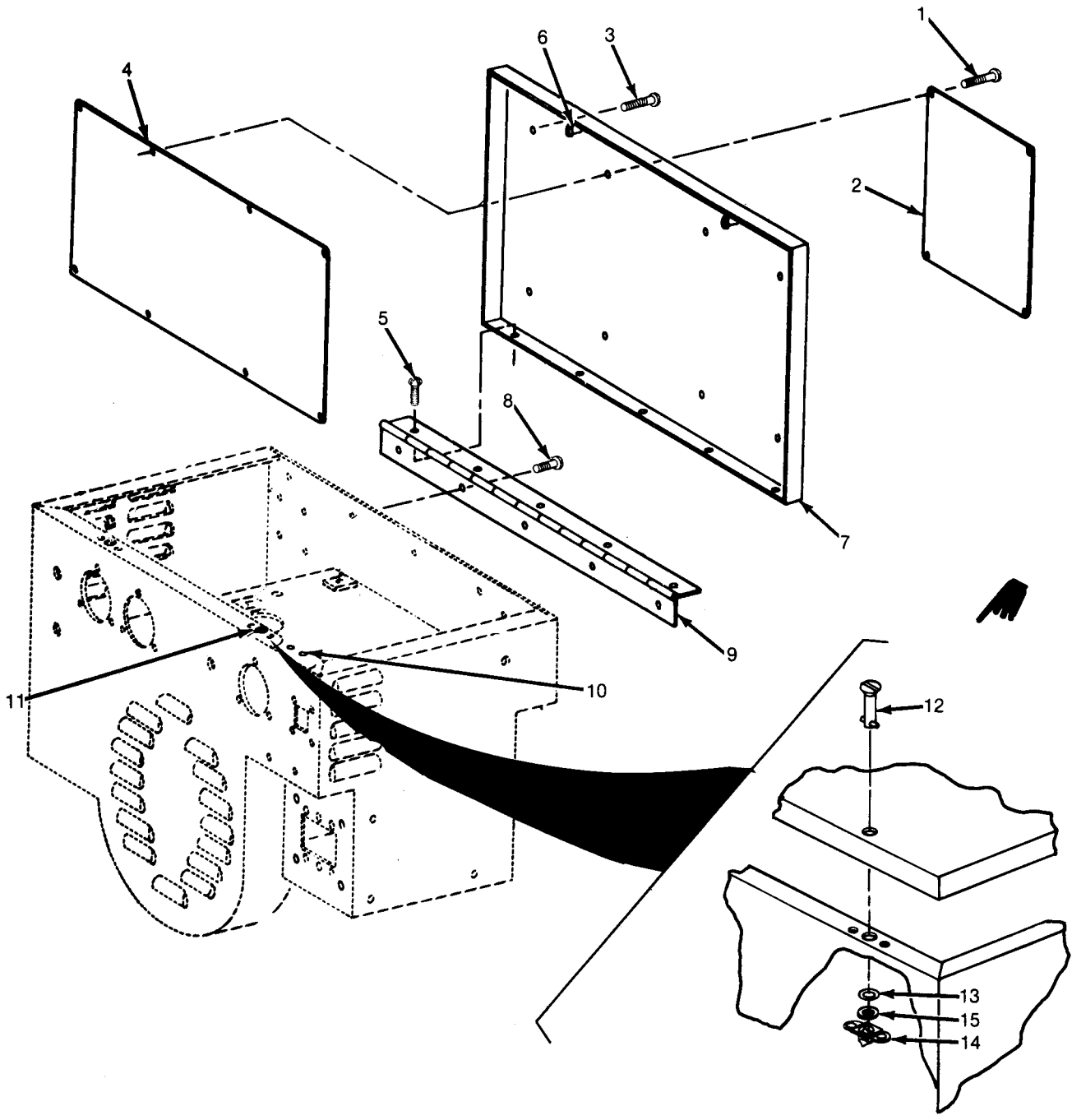


Figure 10. Control Box Assembly, 400 Hz.

(1)		(2)			(3)		(4)	(5)	(6)	(7)	(8)
ILLUS-TRATION		SMR CODE			USMC		NATIONAL STOCK NUMBER	DESCRIPTION	USABLE ON CODE	QTY INC IN UNIT	USMC QTY PER EQUIP
A	B	A	B	C	D	A	B	REF NUMBER & MFR CODE			
FIG NO.	ITEM NO.	ARMY	AIR FORCE	NAVY	USMC	SSI	REPL FACTOR				
GROUP 04 CONTROL BOX ASSEMBLY, 400 HZ											
10		XDFHH	AFHHH		PAFZZ			6110-00-946-8185 13216E5870 97403	.CONTROL BOX,GENERATOR Y 3KW,400 HZ	CKX	EA 1
10		PBFHH	XBFZZ		XBFZZ			6110-01-150-0735 13218E7064 97403	..CONTROL BOX AND COVER ASSY	CKX	EA 1
10	1	PAOZZ	PAFZZ		PAFZZ			5320-00-655-4757 MS20426A3-4 96906	..RIVET,SOLID	CKX	EA 4
10	2	PBOZZ	XBFZZ		XBFZZ			9905-00-450-1464 13213E4067 97403	..PLATE,INSTRUCTION	CKX	EA 1
10	3	PAOZZ	PAFZZ		PAFZZ			5320-00-234-8574 MS20470A3-5 96906	..RIVET,SOLID PLATE MTG	CKX	EA 4
10	4	PBOZZ	XBFZZ		XBFZZ			9905-01-071-2824 13213E4169 97403	..NAMEPLATE WIRING DIAGRAM	CKX	EA 1
10	5	PAOZZ	PAFZZ		PAFZZ			5320-00-117-6376 MS20426B4-4 96906	..RIVET,SOLID COVER MTG	CKX	EA 5
10	6	PAOZZ	PAFZZ		PAFZZ			5305-00-083-6645 NAS130C10-8 80205	..SCREW,ASSEMBLED WASHER	CKX	EA 2
10	7	PAFZZ	XBFZZ		XBFZZ			6115-00-378-7450 13218E7063 97403	..DOOR,ACCESS	CKX	EA 1
10	8	PAOZZ	PAFZZ		PAFZZ			5320-00-582-3521 MS20600B4W3 96906	..RIVET,BLIND CONTROL BOX HINGE MTG	CKX	EA 5
10	9	PAOZZ	PAFZZ		PAFZZ			5340-00-498-7078 MS35823-1A 96906	..HINGE,BUTT COVER	CKX	EA 1
10	10	PAOZZ	PAFZZ		PAFZZ			5310-00-492-6028 13211E4854-3 97403	..NUT,PRESS	CKX	EA 4
10	11	PAOZZ	PAFZZ		PAFZZ			5310-00-383-3658 13217E6402-10 97403	..NUT,SELF-LOCKING	CKX	EA 2
10	12	PAOZZ						5325-00-432-9796 13208E5845 97403	..STUD,TURNLOCK *		EA 4
10	13	PAOZZ						5310-00-822-8525 13213E5162 97403	..WASHER,SPLIT *		EA 4
10	14	PAOZZ						5310-00-845-7769 13220E8321 97403	..WASHER,LOCK *		EA 4
10	15	PAOZZ						5325-00-282-7471 13213E5164 97403	..RECEPTACLE, TURNLOCK *		EA 4

* USED ONLY ON GEN SETS
MANUFACTURED BEFORE
APRIL 1979.

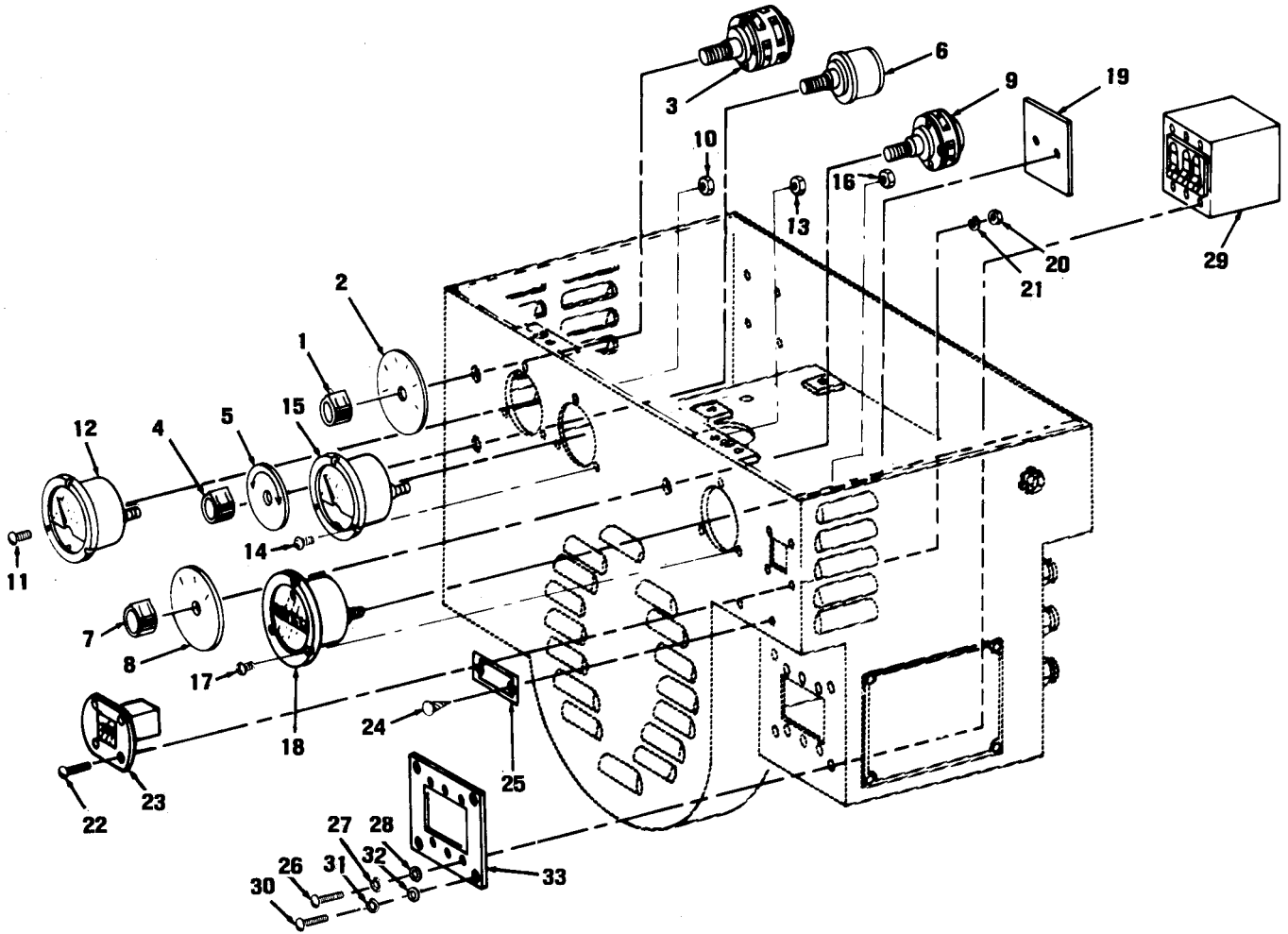


Figure 11. Instruments and gages 400 Hz.

(1)		(2)			(3)		(4)	(5)	(6)	(7)	(8)
ILLUS-TRATION		SMR CODE			USMC		NATIONAL STOCK NUMBER	DESCRIPTION	USABLE ON CODE	QTY INC IN UNIT	USMC QTY PER EQUIP
FIG NO.	A B	A ARMY	B AIR FORCE	C NAVY	D USMC	A SSI	B REPL FACTOR	REF NUMBER & MFR CODE	U/M		
11	1	PAOZZ	PAOZZ		PAOZZ			5355-00-556-0145 .KNOB,CONTROL SWITCHES MS91528-1K2B 96906	CKX	EA	1
11	2	PBOZZ	XBFZZ		XBOZZ			9905-00-509-8239 .PLATE,INSTRUCTION CURRENT SELECTOR 13213E4089 97403	CKX	EA	1
11	3	PAFZZ	PAFZZ		PAFZZ			5930-00-259-4646 .SWITCH,ROTARY VOLTAGE SELECTOR MS25002-2 96906	CKX	EA	1
11	4	PAOZZ	PAOZZ		PAOZZ			5355-00-556-0145 .KNOB MS91528-1K2B 96906	CKX	EA	1
11	5	PBOZZ	XBFZZ		XBFZZ			9905-00-450-6595 .PLATE,INSTRUCTION VOLTAGE SELECTOR 13213E4088 97403	CKX	EA	1
11	6	PAFZZ	PAFZZ		PAFZZ			5905-00-643-5129 .RESISTOR VARIABLE M22-03-00191FD 81349	CKX	EA	1
11	7	PAOZZ	PAOZZ		PAOZZ			5355-00-556-0145 .KNOB CONTROL SWITCHES MS91528-1K28 96906	CKX	EA	1
11	8	PBOZZ	XBOZZ		XBOZZ			9905-00-455-9168 .PLATE,INSTRUCTION VOLTAGE ADJUSTING 13208E5764 97403	CKX	EA	1
11	9	PAFZZ	PAFZZ		PAFZZ			5930-00-538-5508 .SWITCH,ROTARY CURRENT 13211E4816 97403	CKX	EA	1
11	10	PAOZZ	PAFZZ		PAFZZ			5310-00-836-3520 .NUT,ASSEMBLED WASHER AC VOLTMETER MTG 511-041800 78189	CKX	EA	3
11	11	PAOZZ	PAFZZ		PAFZZ			5305-00-983-6730 .SCREW,MACHINE METER MTG MS35206-218 96906	CKX	EA	3
11	12	PAOZZ	PAFZZ		PAFZZ			6625-00-065-5301 .VOLTMETER AC 13211E6905 97403	CKX	EA	1
11	13	PAOZZ	PAFZZ		PAFZZ			5310-00-836-3520 .NUT,ASSEMBLED WASHER AC VOLTMETER MTG 511-041800 78189	CKX	EA	1
11	14	PAOZZ	PAFZZ		PAFZZ			5305-00-983-6730 .SCREW,MACHINE FREQUENCY METER INDICATOR MTG MS35206-218 96906	CKX	EA	3
11	15	PAOZZ	PAFZZ		PAFZZ			6625-00-065-8554 .METER INDICATOR,FREQUENCY 13211E6992-2 97403	CKX	EA	1
11	16	PAOZZ	PAFZZ		PAFZZ			5310-00-836-3520 .NUT ASSEMBLED WASHER CURRENT INDICATOR METER MTG 511-041800 78189	CKX	EA	1
11	17	PAOZZ	PAFZZ		PAFZZ			5305-00-983-6730 .SCREW,MACHINE CURRENT INDICATOR METER MTG MS35206-218 96906	CKX	EA	3
11	18	PAOZZ	PAFZZ		PAFZZ			6625-00-065-5258 .METER,CURRENT INDICATOR 13211E6919 97403	CKX	EA	1
11	19	PAFZZ	PAFZZ		PAFZZ			6115-00-016-2360 .PRINTED CIRCUIT BOARD 13211E4849 97403	CKX	EA	1
11	20	PAFZZ	PAFZZ		PAFZZ			5310-00-934-9747 .NUT,PLAIN HEXAGON METER MTG MS35649-262 96906	CKX	EA	4
11	21	PAOZZ	PAFZZ		PAFZZ			5310-00-045-4007 .WASHER,LOCK METER MTG MS35338-41 96906	CKX	EA	4
11	22	PAOZZ	PAFZZ		PAFZZ			5305-00-984-4988 .SCREW,MACHINE METER MTG MS35206-228 96906	CKX	EA	4
11	23	PAOZZ	PAFZZ		PAFZZ			6645-00-762-7452 .METER,TIME TOTALIZING 400 HZ MS28053-6 96906	CKX	EA	1
11	24	PAOZZ	PAFZZ		PAFZZ			5305-00-253-5614 .SCREW,DRIVE MS21318-20 96906	CKX	EA	2
11	25	PBOZZ	XBFZZ		XBFZZ			9905-00-477-4131 .PLATE,IDENTIFICATION CIRCUIT BREAKER 13211E6888-1 97403	CKX	EA	1
11	26	PAFZZ	PAFZZ		PAFZZ			5305-00-984-4984 .SCREW,MACHINE CIRCUIT BREAKER MTG MS35206-227 96906	CKX	EA	6
11	27	PAFZZ	PAFZZ		PAFZZ			5310-00-045-4007 .WASHER,LOCK BREAKER MTG MS35338-41 96906	CKX	EA	6
11	28	PAFZZ	PAFZZ		PAFZZ			5310-00-082-1404 .WASHER,FLAT CIRCUIT BREAKER MTG MS27183-6 96906	CKX	EA	6
11	29	PAFZZ	PAFZZ		PAFZZ			5925-00-682-0742 .CIRCUIT BREAKER 72-170-1MG6 74193	CKX	EA	1

TM5-6115-271-24P
 T.O. 35C2-3-386-4
 SL-4-05926A

(1) ILLUS- TRATION		(2) SMR CODE				(3) USMC		(4) NATIONAL STOCK NUMBER		(5) DESCRIPTION	(6) USABLE ON CODE	(7) QTY INC IN UNIT	(8) USMC QTY PER EQUIP
A FIG NO.	B ITEM NO.	A ARMY	B AIR FORCE	C NAVY	D USMC	A SSI	B REPL FACTOR	NUMBER	REF NUMBER & MFR CODE	U/M	UNIT	EQUIP	
11	30	PAFZZ	PAFZZ		PAFZZ			5305-00-984-6194	.SCREW,MACHINE PLATE MTG MS35206-246 96906	CKX	EA	4	
11	31	PAFZZ	PAFZZ		PAFZZ			5310-00-045-3299	.WASHER,LOCK PLATE MTG MS35338-42 96906	CKX	EA	4	
11	32	PAFZZ	PAFZZ		PAFZZ			5310-00-809-8544	.WASHER,FLAT PLATE MTG MS27183-7 96906	CKX	EA	4	
11	33	PBOZZ	XBFZZ		XBFZZ			5925-00-407-6520	.BASE,CIRUIT BREAKER 13208E5848 97403	CKX	EA	1	

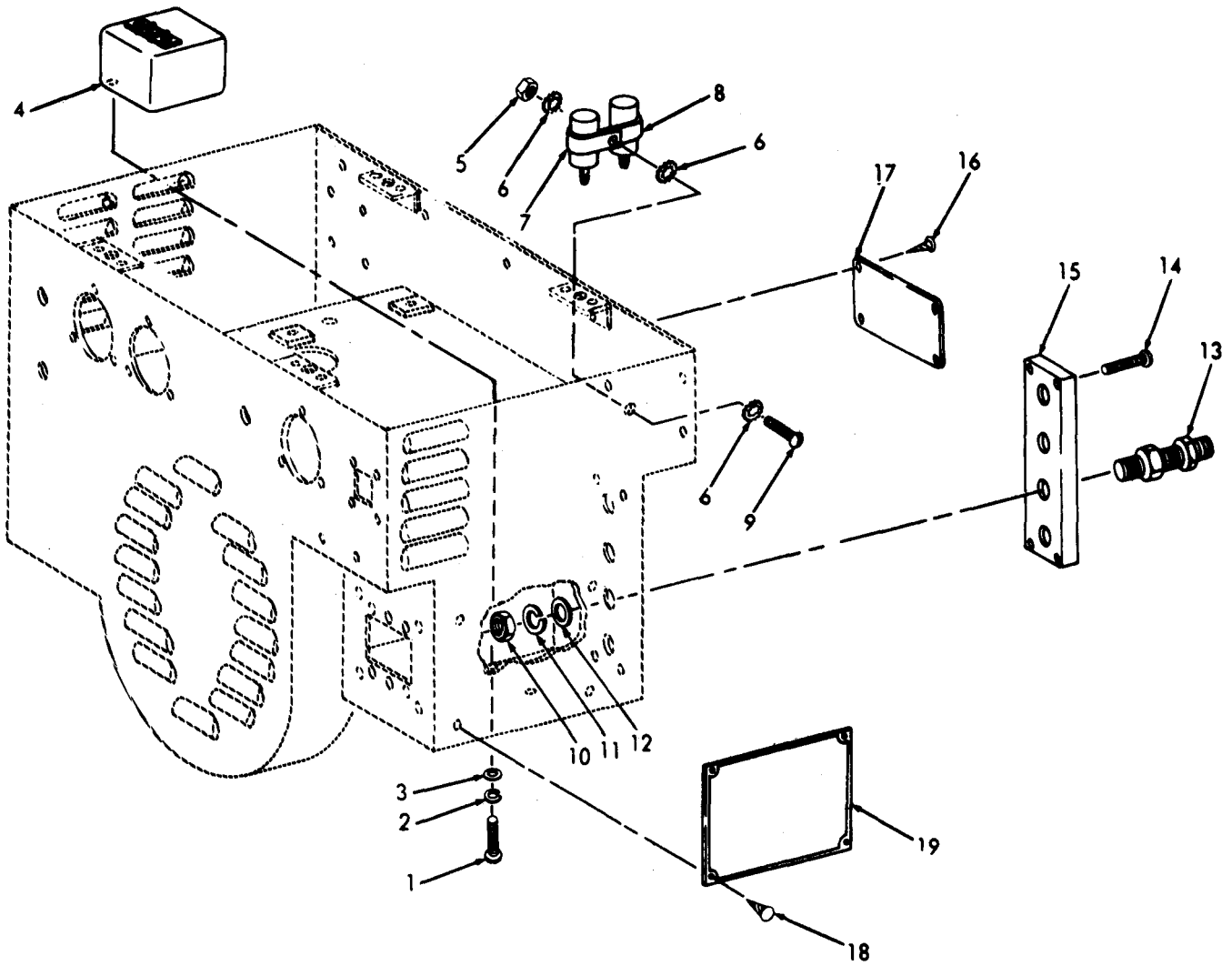


Figure 12. Load terminals, capacitors and frequency converter, 400Hz

(1)		(2)			(3)		(4)	(5)	(6)	(7)	(8)
ILLUS-TRATION		SMR CODE			USMC		NATIONAL STOCK NUMBER	DESCRIPTION	USABLE ON CODE	QTY INC IN U/M	USMC QTY PER EQUIP
A	B	A	B	C	D	A	B				
FIG NO.	ITEM NO.	ARMY	AIR FORCE	NAVY	USMC	SSI	REPL FACTOR	REF NUMBER & MFR CODE			
12	1	PAFZZ	PAFZZ		PAFZZ			5305-00-984-6193 SCREW,MACHINE CONVERTER MTG MS35206-245 96906	CKX	EA	4
12	2	PAFZZ	PAFZZ		PAFZZ			5310-00-045-3299 WASHER,LOCK TERMINAL MTG MS35338-42 96906	CKX	EA	4
12	3	PAFZZ	PAFZZ		PAFZZ			5310-00-809-8544 WASHER,FLAT CONVER MTG MS27183-7 96906	CKX	EA	4
12	4	PAFZZ	PAFZZ		PAFZZ			6115-00-659-2786 CONVERTER,FREQUENCY 13212E8933 97403	CKX	EA	1
12	5	XDOZZ	PAFZZ		PAFZZ			5310-00-761-6882 NUT,PLAIN,HEXAGON CAPACITOR MTG MS51967-2 96906	CKX	EA	2
12	6	PAOZZ	PAFZZ		PAFZZ			5310-00-889-2528 WASHER,LOCK CAPACITOR MTG MS45904-68 96906	CKX	EA	2
12	7	PAOZZ	PAFZZ		PAFZZ			5910-00-882-0556 CAPACITOR,FIXED CONTROL PANEL CA37KFW104 81349	CKX	EA	2
12	8	PAOZZ	PAFZZ		PAFZZ			5910-00-504-7418 CAPACITOR,FIXED,CONTROL PANEL CA36KFW104 81349	CKX	EA	2
12	9	PAOZZ	PAFZZ		PAFZZ			5305-00-988-1724 SCREW,MACHINE CAPACITOR MTG MS35206-280 96906	CKX	EA	2
12	10	PAOZZ	PAFZZ		PAFZZ			5310-00-158-4489 NUT,PLAIN,HEXAGON TERMINAL POST MS35649-2255T 96909	CKX	EA	8
12	11	PAOZZ	PAFZZ		PAFZZ			5310-00-184-8970 WASHER,LOCK TERMINAL POST MS35338-101 96906	CKX	EA	4
12	12	PAOZZ	PAFZZ		PAFZZ			5310-00-720-8394 WASHER,FLAT TERMINAL POST MS15795-510 6906	CKX	EA	8
12	13	PAOZZ	PAFZZ		PAFZZ			5940-00-958-0349 TERMINAL,STUD POST LOAD 13208E5820-2 97403	CKX	EA	4
12	14	PAOZZ	PAFZZ		PAFZZ			5305-00-059-4568 SCREW,MACHINE TERMINAL STUD MTG MS35190-253 96906	CKX	EA	4
12	15	PAOZZ	XBFZZ		XBFZZ			5940-00-477-9967 TERMINAL BOARD 13215E1942 97403	CKX	EA	1
12	16	PAOZZ	PAFZZ		PAFZZ			5305-00-253-5614 SCREW,DRIVE MS21318-20 96906	CKX	EA	4
12	17	PAOZZ	XBFZZ		XBFZZ			NAMEPLATE 13208E5841 97403	CKX	EA	1
12	18	PAOZZ	PAFZZ		PAFZZ			5305-00-253-5614 SCREW,DRIVE MS21318-20 96906	CKX	EA	4
12	19	PAOZZ	XBFZZ		XBFZZ			9905-01-150-2937 PLATE,IDENTIFICATION 73-0506-9 30554	CKX	EA	1

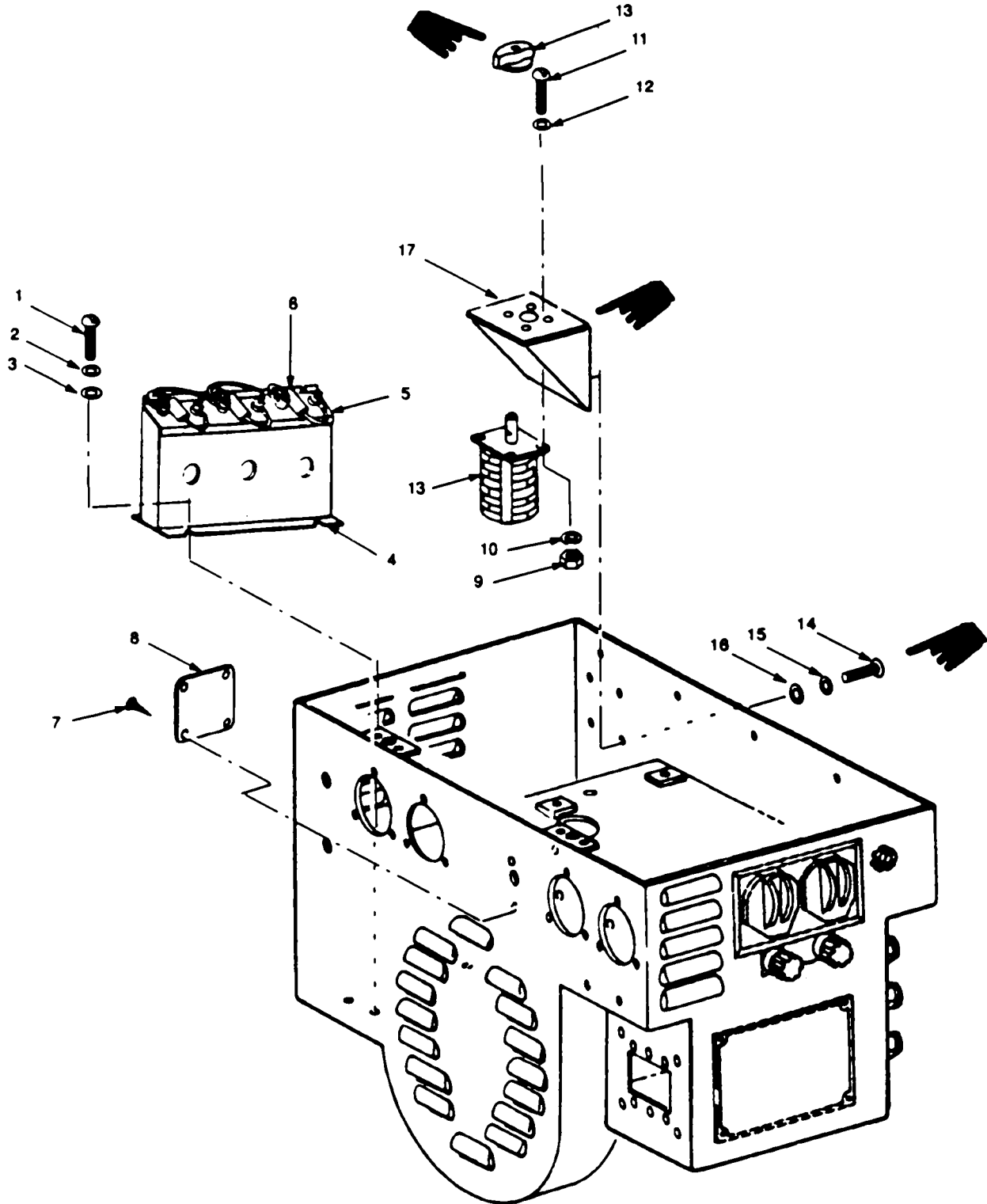


Figure 13. Control Box Assembly, 400Hz

(1) ILLUS- TRATION		(2) SMR CODE				(3) USMC		(4)	(5) DESCRIPTION		(6)	(7)	(8)
a FIG NO.	b ITEM NO.	a ARMY	b AIR FORCE	c NAVY	d USMC	a SSI	b REPL FACTOR	NATIONAL STOCK NUMBER	REF NUMBER & MFR CODE	USABLE ON CODE	U/M	QTY INC IN UNIT	USMC QTY PER EQUIP
13	1	PAFZZ	PAFZZ		PAFZZ			5305-00-984-6193	• SCREW MACHNE TRANSORMER MTG MS35338-42 96906	CKX	EA	4	
13	2	PAFZZ	PAFZZ		PAFZZ			5310-00-045-1399	• WASHER LOCK TRANSFORMER MTG MS35338-42 96906	CKW	EA	4	
13	3	PAFZZ	PAFZZ		PAFZZ			5310-00-809-8544	• WASHER FLAT TRANSFORMER MTG MS27183-7 96906	CKW	EA	4	
13	4	PAFZZ	PAFZZ		PAFZZ				• TRANSFORMER ASSEMBLY CURRENT 13213E4128 97403	CKW	EA	1	
13	5	PAFZZ	XBFZZ		PAFZZ			5950-00682-0743	• TRANSFORMER CURRENT 13208E5837 97403	CKW	EA	1	
13	6	PAFZZ	XBFZZ		XBOZZ			5905-00-203-5400	• RESISTOR FIXED WIRE RWR74S2490FR 81349	CKW	EA	3	
13	7	PAOZZ	PAFZZ		PAFZZ			5305-00-253-5604	• SCREW DRIVE MS2131-2 96906	CKW	EA	4	
13	8	PBOZZ	PAFZZ		PAFZZ			9905-00450-6590	• PLAINE INSTRUCTION FUEL 13208E5757 97403	CKW	EA	1	
13	9	PAFZZ	PAFZZ		PAFZZ			5310-00-934-9747	• NUT PLAN HEXAGON SWITCH MTG MS349-262 96906	CKW	EA	4	
13	10	PAFZZ	PAFZZ		PAFZZ			5310-00-809-8544	• WASHER FLAT SWITCH MTG MS2716-7 96906	CKW	EA	4	
13	11	PAFZZ	PAFZZ		PAFZZ			5305-00-889-3001	• SCREW MACHINE SWITCH UT MS5206-231 96906	CKW	EA	4	
13	12	PAOZZ	PAFZZ		PAFZZ			5310-00-445-4007	• WASHER LOCK SWITCH MTO MS35338-41 96906	CKW	EA	4	4
13	13	PAFZZ	PAFZZ		PAFZZ			5930-00-659-2672	• SWITCH ROTARY OOUT SELECTOR 213E4091 97403	CKW	EA	1	
13	14	PAFZZ	PAFZZ		PAFZZ			5305-00-984-6194	• SCREW MACHINE BRACKET MT MS35206-246 96906	CKW	EA	4	
13	15	PAFZZ	PAFZZ		PAFZZ			5310-00-045-3299	• WASHER LOCK BRACET UT MS3338-42 96906	CKW	EA	4	
13	16	PAFZZ	PAFZZ		PAFZZ			5310-00-809-8544	• WASHER LOCK BRACKET MTG MS35338-42 96906	CKW	EA	4	
13	17	PBFZZ	XBFZZ		XBOZZ			5340-01-047-1900	• BRACKET ANGLE SWITCH 13215E1938 97403	CKW	EA	1	

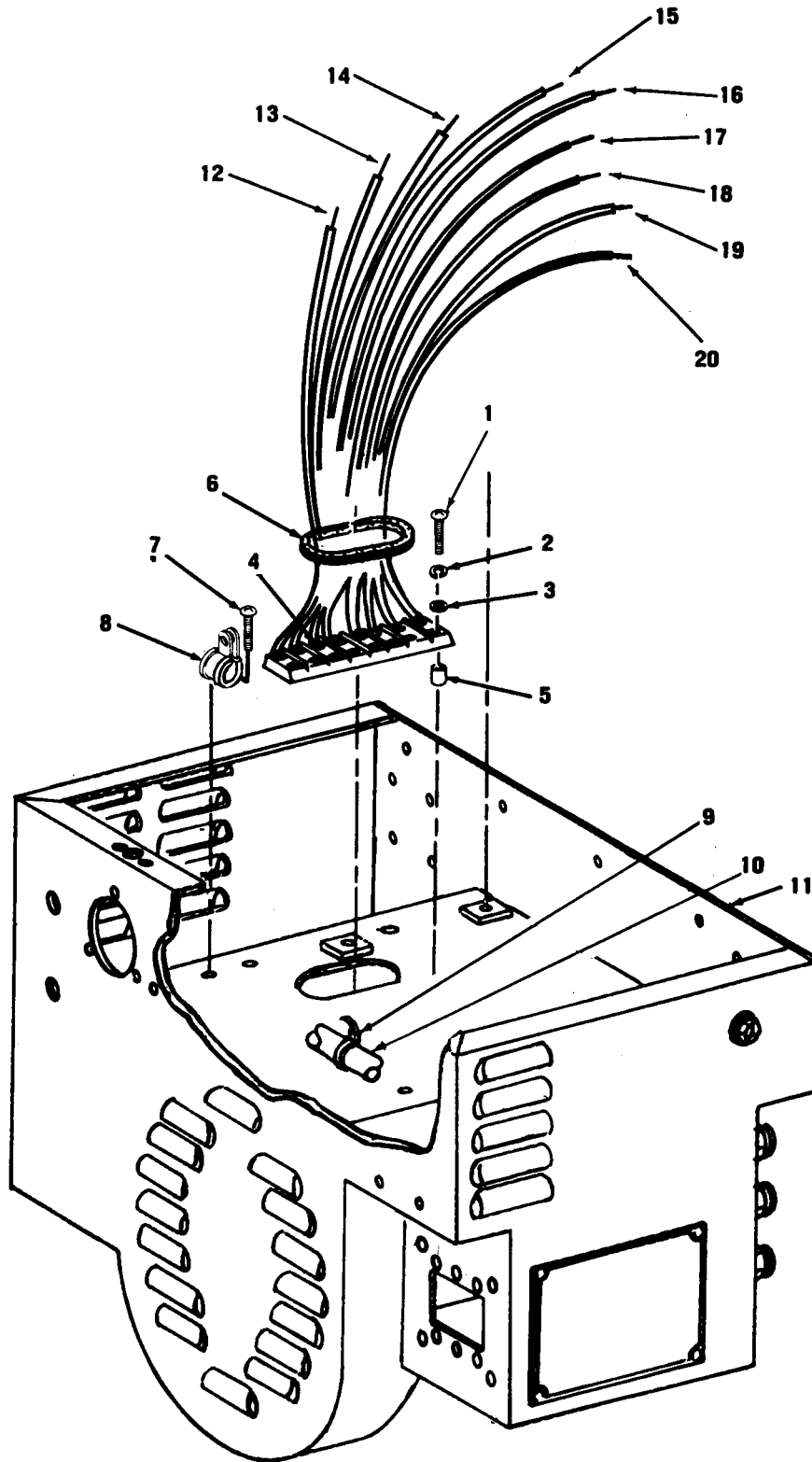


Figure 14. Control box assembly, 400 Hz

(1)		(2)			(3)		(4)		(5)		(6)	(7)	(8)
ILLUS-TRATION		SMR CODE			USMC		NATIONAL STOCK NUMBER		DESCRIPTION		USABLE ON CODE	QTY IN UNIT	USMC QTY PER EQUIP
FIG NO.	ITEM NO.	A ARMY	B AIR FORCE	C NAVY	D USMC	A SSI	B REPL FACTOR		REF NUMBER & MFR CODE		U/M		
14	1	PAFZZ	PAFZZ		PAFZZ			5305-00-984-6199	.SCREW,MACHINE TERMINAL BOARD MTG MS35206-251 96906	CKX	EA	4	
14	2	PAFZZ	PAFZZ		PAFZZ			5310-00-045-3299	.WASHER,LOCK TERMINAL BOARD MTG MS35338-42 96906	CKX	EA	4	
14	3	PAFZZ	PAFZZ		PAFZZ			5310-00-809-8544	.WASHER,FLAT BOARD MTG MS27183-7. 96906	CKX	EA	4	
14	4	PAFZZ	PAFZZ		PAFZZ			5940-00-983-6100	.TERMINAL BOARD 39TB5 81349	CKX	EA	1	
14	5	PAFZZ	XBFZZ		XBFZZ			5365-00-808-2527	.SPACER,SLEEVE TERMINAL BOARD MTG NAS43DD3-40 80205	CKX	EA	4	
14	6	PAFZZ	PAFZZ		PAFZZ			5325-00-828-6276	.GROMMET.NONMETALLIC CONTROL BOX MS35489-68 96906	CKX	EA	2	
14	7	PAFZZ	PAFZZ		PAFZZ			5305-00-063-3503	.SCREW,MACHINE STRAP MTG MS24693S50 96906	CKX	EA	2	
14	8	PAFZZ	PAFZZ		PAFZZ			5999-01-194-6870	.MOUNTING PAD 13216E3909 97403	CKX	EA	2	
14	9	PAFZZ	PAFZZ		PAFZZ			5975-00-497-2158	.STRAP,TIEDOWN MS17821-1-9 96906	CKX	EA	2	
14	10	PAFZZ	PAFZZ		PAFZZ			2920-00-459-6685	.WIRING HARNESS 13216E5872 97403	CKX	EA	1	
14	11	PBFZZ	XBFZZ		XBFZZ			6110-01-152-4608	.CONTROL BOX 13218E7065 97403	CKX	EA	1	
14	12	XBFZZ	MFFZZ		XBFZZ				.LEAD ELECTRICAL 13213E4230-6 97403	CKX	EA	1	
14	13	XBFZZ	MFFZZ		XBFZZ				.LEAD ELECTRICAL 13213E4230-1 97403	CKX	EA	1	
14	14	XBFZZ	MFFZZ		XBFZZ				.LEAD ELECTRICAL 13213E4230-2 97403	CKX	EA	1	
14	15	XBFZZ	MFFZZ		XBFZZ				.LEAD ELECTRICAL 13213E4230-3 97403	CKX	EA	1	
14	16	XBFZZ	MFFZZ		XBFZZ				.LEAD ELECTRICAL 13213E4230-4 97403	CKX	EA	1	
14	17	XBFZZ	MFFZZ		XBFZZ				.LEAD ELECTRICAL 13213E4230-7 97403	CKX	EA	1	
14	18	XBFZZ	MFFZZ		XBFZZ				.LEAD ELECTRICAL 13213E4230-12 97403	CKX	EA	1	
14	19	XBFZZM	MFFZZ		XBFZZ				.LEAD ELECTRICAL 13213E4230-13 97403	CKX	EA	1	
14	20	XBFZZ	MFFZZ		XBFZZ				.LEAD ELECTRICAL 13213E4230-17 97403	CKX	EA	4	

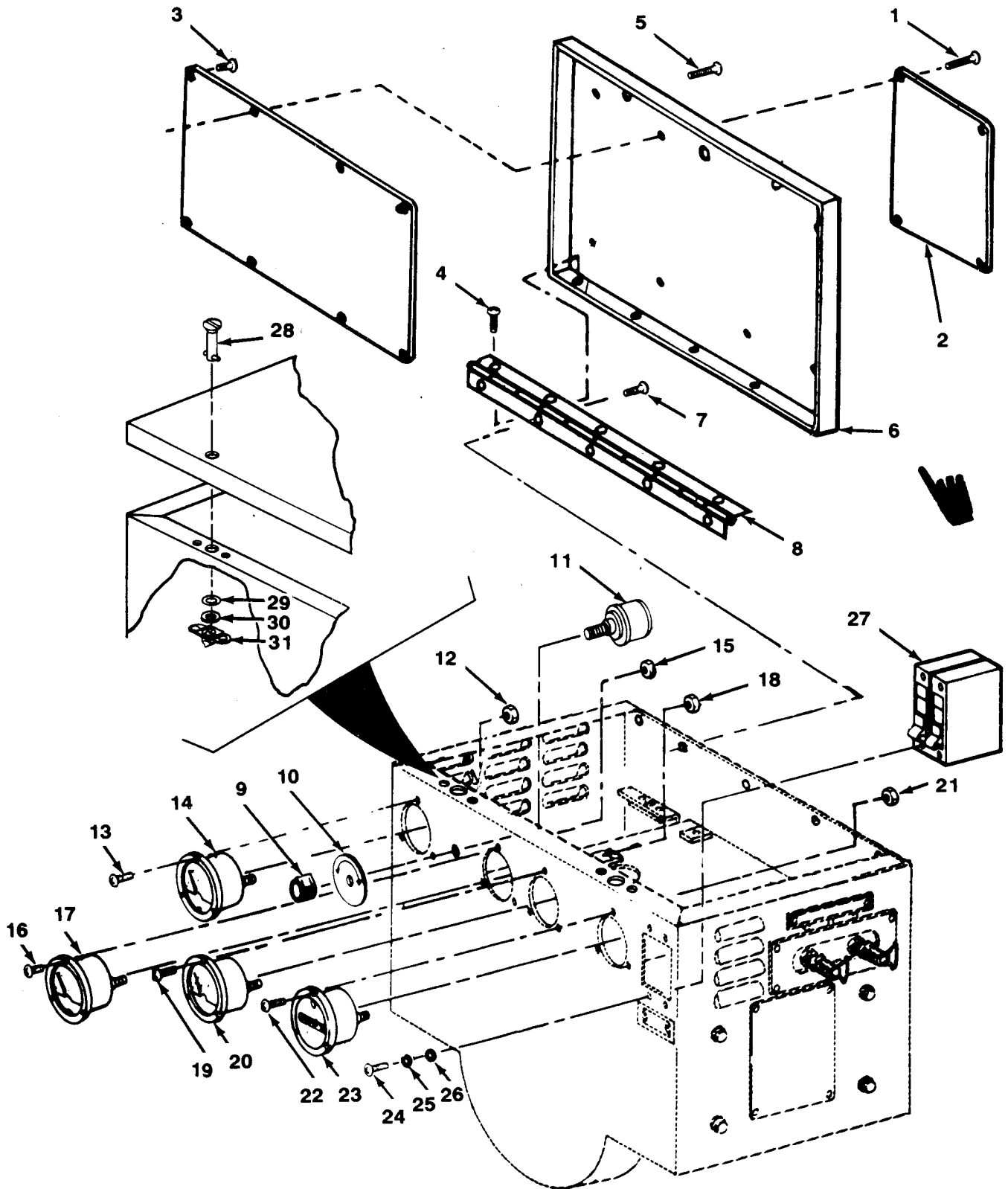


Figure 15. Control Box Assembly, 28 VDC.

(1)	(2)	(3)	(4)	(5)	(6)	(7)	(8)
ILLUS- TRATION	SMR CODE	USMC	NATIONAL STOCK NUMBER	DESCRIPTION	USABLE ON CODE	QTY INC IN UNIT	USMC QTY PER EQUIP
A FIG NO.	B ITEM NO.	A ARMY	B AIR FORCE	C NAVY	D USMC	A SSI	B REPL FACTOR
GROUP 05 CONTROL BOX ASSEMBLY, 28 VDC							
15		PAFZZ	PAFZZ				6115-00-984-4728
							CONTROL BOX ASSEMBLY
							EA 1
15		XBFZZ	XBFZZ				CONTROL BOX AND COVER 13217E1782 97403
							EA 1
15		PAFZZ	PAFZZ				5320-00-879-6606
							. . RIVET, TUBULAR MS16535-154 96906
							EA 6
15	2	XBFZZ	XBFZZ				9905-00-450-1464
							. . PLATE, INSTRUCTION OPERATING INFORMATION 13213E4067 97403
							EA 1
15	3	XBFZZ	XBFZZ				9905-01-013-6804
							. . PLATE, ELECTRICAL WIRE DIAGRAM 13213E4235 97403
							EA 1
15	4	PAFZZ	PAFZZ				5320-00-117-6376
							. . RIVET, SOLID MS20426B4-4 96906
							EA 5
15	5	PAFZZ	PAFZZ				5305-00-083-6645
							. . SCREW, ASSEMBLED NAS1301C10-8 80205
							EA 2
15	6	XBFZZ	XBFZZ				5310-00-184-8970
							. . COVER, CONTROL BOX 13217E1781 97403
							EA 1
15	7	PAFZZ	PAFZZ				5320-00-582-3521
							. . RIVET, BLIND MS2060084W3 96906
							EA 5
15	8	PAFZZ	PAFZZ				5340-00-498-7078
							. . HINGE BUTT MS35823-1A
							EA 1
15	9	PAOZZ	PAOZZ				5355-00-556-0145
							. . KNOB, RESISTOR MS91528-1K2B 96906
							EA 1
15	10	XBFZZ	XBOZZ				9905-00-455-9168
							. . PLATE, INSTRUCTION ADJUSTING 13208E5764 97403
							EA 1
15	11	PAOZZ	PAFZZ				5905-00-643-5129
							. RESISTOR VARIABLE M22-03-00191FD 81349
							EA 1
15	12	PAFZZ	PAFZZ				5310-00-836-3520
							. NUT ASSEMBLED WASHER VOLTMETER MTG 511-041800 78189
							EA 3
15	13	PAFZZ	PAFZZ				5305-00-983-6730
							. SCREW, MACHINE MS35206-218 96906
							EA 3
15	14	PAFZZ	PAFZZ				6625-00-078-6377
							. VOLTMETER, DC 13208E8535 97403
							EA 1
15	15	PAFZZ	PAFZZ				5310-00-836-3520
							. NUT, ASSEMBLED WASHER CURRENT 511-041800 78189
							EA 3
15	16	PAFZZ	PAFZZ				5305-00-983-6730
							. SCREW, MACHINE METER MTG MS35206-218 96906
							EA 3
16	17	PAFZZ	PAFZZ				6625-00-068-0562
							. METER, INDICATOR CURRENT 13208E8534 97403
							EA 1
15	18	PAFZZ	PAFZZ				5310-00-836-3520
							. NUT, ASSEMBLED WASHER RPM METER MTG 511-041800 78189
							EA 1
15	19	PAFZZ	PAFZZ				5305-00-983-6730
							. SCREW, MACHINE METER MTG MS35206-218 96906
							EA 3
15	20	PAFZZ	PAFZZ				6680-00-984-4745
							. METER, RPM 13211E5004 97403
							EA 1
15	21	PAFZZ	PAFZZ				5310-00-836-3520
							. NUT, ASSEMBLED WASHER TIME TOTALIZING METER MTG 511-041800 78189
							EA 1
15	22	PAFFZ	PAFZZ				5305-00-983-6730
							. SCREW, MACHINE TOTALIZING METER MTG MS35206-218 96906
							EA 3
15	23	PAFZZ	PAFFZ				6645-00-089-8842
							. METER TIME TOTALIZING 28 VDC M3971/1-5 81349
							EA 1
15	24	PAFZZ	PAFFZ				5305-00-984-4988
							. SCREW, MACHINE CIRCUIT BREAKER MTG MS35206-228 96906
							EA 4
15	25	PAFZZ	PAFFZ				5310-00-045-4007
							. WASHER, LOCK CIRCUIT BREAKER MTG MS35338-41 96906
							EA 4
15	26	PAFZZ	PAFZZ				5310-00-082-1404
							. WASHER, FLAT CIRCUIT BREAKER MTG MS27183-6 96906
							EA 4
15	27	PAFZZ	PAFZZ				5925-00-961-1202
							. CIRCUIT BREAKER 13208E5845 97403
							EA 1
15	28	PAOZZ					5325-00-432-9796
							. . STUD, TURNLOCK* 13208E5845 97403
							EA 4

(1)		(2)				(3)		(4)	(5)	(6)	(7)	(8)	
ILLUS- TRATION		SMR CODE				USMC		NATIONAL STOCK NUMBER	DESCRIPTION	USABLE ON CODE	U/M	QTY INC IN UNIT	USMC QTY PER EQUIP
A	B	A	B	C	D	A	B	REF NUMBER & MFR CODE					
FIG	ITEM	ARMY	AIR	NAVY	USMC	SSI	REPL FACTOR						
NO.	NO.		FORCE										
15	29		PAOZZ					5310-00-822-8525	..WASHER, SPLIT * 13213E5162 97403	.	EA	4	
15	30		PAOZZ					5310-00-845-7769	..WASHER, LOCK * 13220E8321 97403	.	EA	4	
15	31		PAOZZ					5325-00-282-7841	..RECEPTACLE, TURNLOCK * 13213E5164 97403		EA	4	

* USED ONLY ON GEN SETS

MANUFACTURED BEFORE

APRIL, 1979.

(1)		(2)			(3)			(4)	(5)	(6)		(7)	(8)
ILLUS-TRATION		SMR CODE			USMC				DESCRIPTION	USABLE ON CODE	U/M	QTY INC IN UNIT	USMC QTY PER EQUIP
FIG NO.	ITEM NO.	A ARMY	B AIR FORCE	C NAVY	D USMC	A SSI	B REPL FACTOR	NATIONAL STOCK NUMBER	REF NUMBER & MFR CODE				
16	1	XDOZZ	PAOZZ		PAFZZ			5310-00-761-6882	.NUT,PLAIN,HEXAGON CAPACITOR MTG MS51967-2 96906	CKY	EA	1	
16	2	PAOZZ	PAOZZ		PAFZZ			5310-00-889-2528	.WASHER,LOCK TERMINAL BOARD MTG MS45904 96906	CKY	EA	3	
16	3	PAOZZ	PAOZZ		PAFZZ			5305-00-068-0502	.SCREW,CAP HEXAGON CAPACITOR MTG MS90725-6 96906	CKY	EA	1	
16	4	PAOZZ	PAOZZ		PAFZZ			5310-00-809-4058	.WASHER,FLAT OR MTG MS275183-10 96906	CKY	EA	1	
16	5	PAOZZ	PAOZZ		PAFZZ			5305-00-637-1124	.SCREW,MACHINE CAPACITOR TERMINAL MS35214-40 96906	CKY	EA	2	
16	6	PAOZZ	PAOZZ		PAFZZ			5310-00-019-0670	.WASHER,LOCK CAPACITOR TERMINAL MS35333-106 96906	CKY	EA	2	
16	7	PAOZZ	PAOZZ		PAFZZ			5910-00-280-9988	.CAPACITOR,RADIO SUPPRESSION CA32KFB504 81349	CKY	EA	1	
16	8	PAOZZ	PAOZZ		PAFZZ			5910-00-280-9988	.CAPACITOR,RADIO SUPPRESSION CA32KFB504 81349	CKY	EA	1	
16	9	PAOZZ	PAFZZ		PAFZZ			5310-00-913-5474	.NUT,PLAIN,HEXAGON TERMINAL STUD MS51969-5 96906	CKY	EA	4	
16	10	PAOZZ	PAFZZ		PAFZZ			5310-00-577-5354	.WASHER,LOCK TERMINAL STUD MS35338-105 96906	CKY	EA	2	
16	11	PAOZZ	PAFZZ		PAFZZ			5310-00-982-6600	.WASHER FLAT,TERMINAL STUD MS15795-518 96906	CKY	EA	4	
16	12	PAFZZ	PAFZZ		PAFZZ			6150-00-479-8773	.BUS,CONDUCTOR NEGATIVE TERMINAL TO CIRCUIT BREAKER 13213E4233 97403	CKY	EA	1	
16	13	PAFZZ	XBFFZ		PAFZZ			6150-01-095-4581	.BUS BAR POSITIVE TERMINAL TO CIRCUIT BREAKER 13213E4248 97403	CKY	EA	1	
16	14	PAOZZ	PAFZZ		PAFZZ			5940-00-113-8185	.TERMINAL,LUG TERMINAL STUD MS25036-151 96906	CKY	EA	2	
16	15	PAOZZ	PAFZZ		PAFZZ			5310-00-042-4229	.WASHER,LOCK TERMINAL STUD MS35333-113 96906	CKY	EA	2	
16	16	PAOZZ	PAFZZ		PAFZZ			5940-00-958-1214	.TERMINAL,STUD 12308E820-1 97403	CKY	EA	2	
16	17	PAOZZ	PAFZZ		PAFZZ			5305-00-984-4992	.SCREW MACHINE STUD INSULATOR MTG MS35206-232 96906	CKY	EA	1	
16	18	PAOZZ	PAFZZ		PAFZZ			5970-00-929-5627	.INSULATOR,PLATE 13216E3987 97403	CKY	EA	1	
16	19	PAOZZ	PAFZZ		PAFZZ			5310-00-934-9747	.NUT,PLAN HEXAGON CAPACITOR CLAMP MOUNTING MS35649-262 96906	CKY	EA	1	
16	20	PAOZZ	PAFZZ		PAFZZ			5310-00-045-4007	.WASHER,LOCK OR CLAMP MTG MS35338-41 96906	CKY	EA	1	
16	21	PAOZZ	PAFZZ		PAFZZ			5310-00-082-1404	.WASHER,FLAT OR CLAMP MTG MS27183-6 96906	CKY	EA	1	
16	22	PAOZZ	XBFFZ		PAFZZ			5340-00-964-2555	.CLAMP,LOOP MTR NAS1397P6N 80205	CKY	EA	2	
16	23	PAOZZ	PAFZZ		PAFZZ			5910-00-175-4633	.CAPACITOR,FIZED CONTROL PANEL MS9006/01-3072	CKY	EA	1	
16	24	PAOZZ	PAFZZ		PAFZZ			5303-00-958-5477	.SCREW,MACHINE INSULATOR MTG MS35190-254 96906	CKY	EA	4	
16	25	PAFZZ	PAFZZ		PAFZZ			6150-00-489-0529	.BUS,CONDUCTOR SHUNT TO CIRCUIT BREAKER 13213E4250 97403	CKY	EA	1	
16	26	PAFZZ	PAFZZ		PAFZZ			5305-00-984-6194	.SCREW,MACHINE SHUNT MTG MS35206-246 96906	CKY	EA	2	
16	27	PAFZZ	PAFZZ		PAFZZ			5310-00-045-3294	.WASHER,LOCK SHUNT MS35338-42 96906	CKY	EA	2	
16	28	PAFZZ	PAFZZ		PAFZZ			5310-00-809-8544	.WASHER,FLAT SHUNT MTG MS27183-7 96906	CKY	EA	2	
16	29	PAFZZ	PAFZZ		PAFZZ			6625-00-055-9760	.SHUNT,INSTRUMENT 13213E4264 96403	CKY	EA	1	

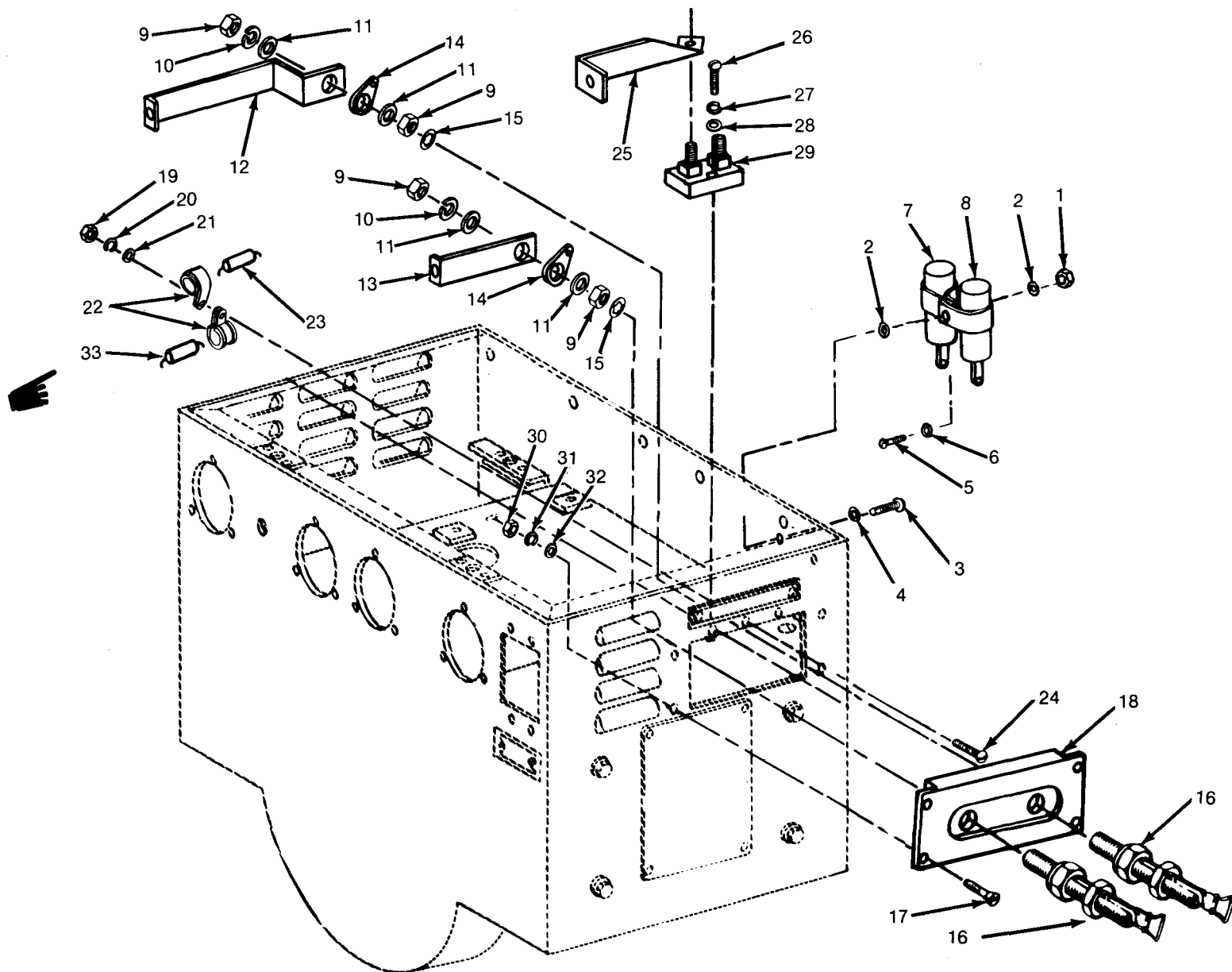


Figure 16. Load Terminals, Capacitors and Bus Bars, 28 VDC.

(1)	(2)				(3)			(4)	(5)	(6)	(7)	(8)
ILLUS- TRATION	SMR CODE				USMC			NATIONAL STOCK NUMBER	DESCRIPTION REF NUMBER & MFR CODE	USABLE ON CODE	QTY INC IN UNIT	USMC QTY PER EQUIP
A FIG NO.	B ITEM NO.	A ARMY	B AIR FORCE	C NAVY	D USMC	A SSI	B REPL FACTOR				U/M	
16	1	XDOZZ	PAOZZ		PAFZZ			5310-00-761-6882	NUT, PLAIN, HEXAGON CAPACITOR MTG MS51967-2 96906	CKY	EA	1
16	2	PAOZZ	PAOZZ		PAFZZ			5310-00-889-2528	WASHER, LOCK TERMINAL BOARD MTG MS45904 96906	CKY	EA	3
16	3	PAOZZ	PAOZZ		PAFZZ			5305-00-068-0502	SCREW, CAP HEXAGON CAPACITOR MTG MS90725-6 96906	CKY	EA	1
16	4	PAOZZ	PAOZZ		PAFZZ			5310-00-809-4058	WASHER, FLAT OR MTG MS275183-10 96906	CKY	EA	1
16	5	PAOZZ	PAOZZ		PAFZZ			5305-00-637-1124	SCREW, MACHINE CAPACITOR TERMINAL MS35214-40 96906	CKY	EA	2
16	6	PAOZZ	PAOZZ		PAFZZ			5310-00-019-0670	WASHER, LOCK CAPACITOR TERMINAL MS35333-106 96906	CKY	EA	2
16	7	PAOZZ	PAOZZ		PAFZZ			5910-00-280-9988	CAPACITOR, RADIO SUPPRESSION CA32KFB504 81349	CKY	EA	1
16	8	PAOZZ	PAOZZ		PAFZZ			5910-00-280-9988	CAPACITOR, RADIO SUPPRESSION CA32KFB504 81349	CKY	EA	1
16	9	PAOZZ	PAFZZ		PAFZZ			5310-00-913-5474	NUT, PLAIN, HEXAGON TERMINAL STUD MS51969-5 96906	CKY	EA	4
16	10	PAOZZ	PAFZZ		PAFZZ			5310-00-577-5354	WASHER, LOCK TERMINAL STUD MS35338-105 96906	CKY	EA	2
16	11	PAOZZ	PAFZZ		PAFZZ			5310-00-982-6600	WASHER FLAT, TERMINAL STUD MS15795-518 96906	CKY	EA	4
16	12	PAFZZ	PAFZZ		PAFZZ			6150-00-479-8773	BUS, CONDUCTOR NEGATIVE TERMINAL TO CIRCUIT BREAKER 13213E4233 97403	CKY	EA	1
16	13	PAFZZ	XBFZZ		PAFZZ			6150-01-095-4581	BUS BAR POSITIVE TERMINAL TO CIRCUIT BREAKER 13213E4248 97403	CKY	EA	1
16	14	PAOZZ	PAFZZ		PAFZZ			5940-00-113-8185	TERMINAL, LUG TERMINAL STUD MS25036-151 96906	CKY	EA	2
16	15	PAOZZ	PAFZZ		PAFZZ			5310-00-042-4229	WASHER, LOCK TERMINAL STUD MS35333-113 96906	CKY	EA	2
16	16	PAOZZ	PAFZZ		PAFZZ			5940-00-958-1214	TERMINAL, STUD 12308E820-1 97403	CKY	EA	2
16	17	PAOZZ	PAFZZ		PAFZZ			5305-00-984-4992	SCREW MACHINE STUD INSULATOR MTG MS35206-232 96906	CKY	EA	1
16	18	PAOZZ	PAFZZ		PAFZZ			5970-00-929-5627	INSULATOR, PLATE 13216E3987 97403	CKY	EA	1
16	19	PAOZZ	PAFZZ		PAFZZ			5310-00-934-9747	NUT, PLAN HEXAGON CAPACITOR CLAMP MOUNTING MS35649-262 96906	CKY	EA	1
16	20	PAOZZ	PAFZZ		PAFZZ			5310-00-045-4007	WASHER, LOCK OR CLAMP MTG MS35338-41 96906	CKY	EA	1
16	21	PAOZZ	PAFZZ		PAFZZ			5310-00-082-1404	WASHER, FLAT OR CLAMP MTG MS27183-6 96906	CKY	EA	1
16	22	PAOZZ	XBFZZ		PAFZZ			5340-00-964-2555	CLAMP, LOOP MTR NAS1397P6N 80205	CKY	EA	2
16	23	PAOZZ	PAFZZ		PAFZZ			5910-00-175-4633	CAPACITOR, FIZED CONTROL PANEL MS9006/01-3072	CKY	EA	1
16	24	PAOZZ	PAFZZ		PAFZZ			5303-00-958-5477	SCREW, MACHINE INSULATOR MTG MS35190-254 96906	CKY	EA	4
16	25	PAFZZ	PAFZZ		PAFZZ			6150-00-489-0529	BUS, CONDUCTOR SHUNT TO CIRCUIT BREAKER 13213E4250 97403	CKY	EA	1
16	26	PAFZZ	PAFZZ		PAFZZ			5305-00-984-6194	SCREW, MACHINE SHUNT MTG MS35206-246 96906	CKY	EA	2
16	27	PAFZZ	PAFZZ		PAFZZ			5310-00-045-3294	WASHER, LOCK SHUNT MS35338-42 96906	CKY	EA	2
16	28	PAFZZ	PAFZZ		PAFZZ			5310-00-809-8544	WASHER, FLAT SHUNT MTG MS27183-7 96906	CKY	EA	2
16	29	PAFZZ	PAFZZ		PAFZZ			6625-00-055-9760	SHUNT, INSTRUMENT 13213E4264 96403	CKY	EA	1

TMS-6115-271-24P
 T.O. 35C2-3-386-4
 SL-4-05926A

(1)		(2)				(3)		(4)	(5)	(6)		(7)	(8)
ILLUS-TRATION		SMR CODE				USMC		NATIONAL STOCK NUMBER	DESCRIPTION	USABLE ON CODE	U/M	QTY INC IN UNIT	USMC QTY PER EQUIP
FIG NO.	ITEM NO.	A ARMY	B AIR FORCE	C NAVY	D USMC	A SSI	B REPL FACTOR	NUMBER	REF NUMBER & MFR CODE	CODE		UNIT	
16	30	PAFZZ	PAFZZ		PAFZZ			5310-00-934-9757	.NUT,PLAIN HEXAGON INSULATOR MS35649-282 96906	MTG CKY	EA	4	
16	31	PAFZZ	PAFZZ		PAFZZ			5310-00-045-3299	.WASHER LOCK INSULATOR MS35338-42 96906	MTG CKY	EA	4	
16	32	PAFZZ	PAFZZ		PAFZZ			5310-00-809-8544	.WASHER,FLAT INSULATOR MS2718-7 96906	MTG CKY	EA	4	
16	33	PAOZZ	PAOZZ		PAOZZ			5910-01-060-9517	.CAPACITOR MS39006-09-8403 81349	CKY	EA	1	

TM 5-6115-271-24P
T.O. 35C2-3-386-4
SL-4-05926A

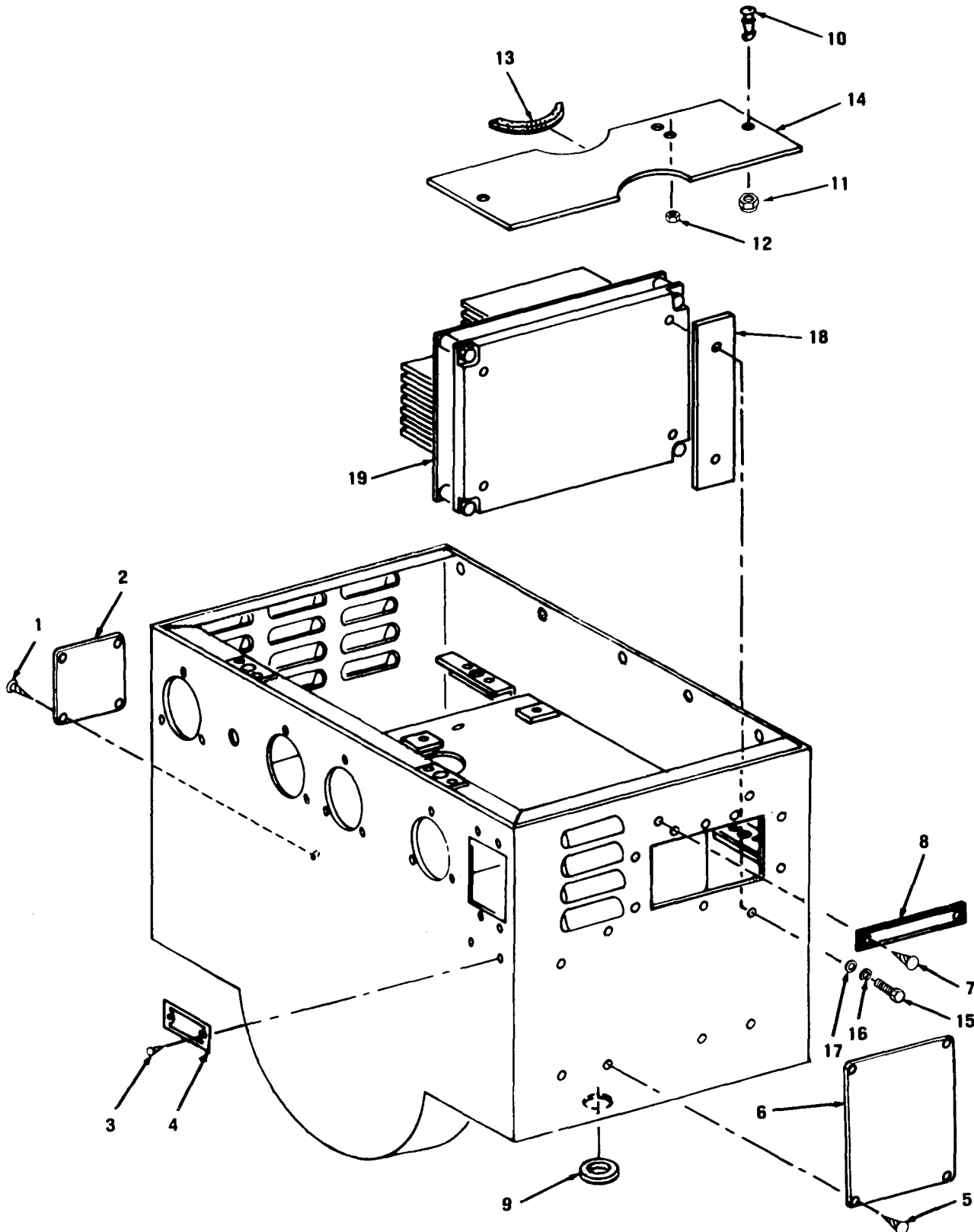


Figure 17. Heat sink mounting and nameplate, 28 VDC

(1)		(2)			(3)		(4)	(5)	(6)	(7)	(8)
ILLUS-TRATION		SMR CODE			USMC		NATIONAL STOCK NUMBER	DESCRIPTION	USABLE ON CODE	QTY INC IN UNIT	USMC QTY PER EQUIP
FIG NO.	ITEM NO.	A ARMY	B AIR FORCE	C NAVY	D USMC	A SSI	B REPL FACTOR	REF NUMBER & MFR CODE	U/M		
17	1	PAOZZ	PAFZZ		PAFZZ			5305-00-840-5938 .SCREW,DRIVE PLATE MTG MS21318-19 96906	CKY	EA	4
17	2	PBOZZ	XBFZZ		PAFZZ			9905-00-450-6590 .PLATE,INSTRUCTION FUEL 73208E5757 97403	CKY	EA	1
17	3	PAOZZ	PAFZZ		PAFZZ			5305-00-840-5938 .SCREW,DRIVE NAMEPLATE MTG MS21318-19 96906	CKY	EA	2
17	4	PBOZZ	XBFZZ		PAFZZ			9905-00-477-4131 .PLATE,IDENTIFICATION CIRCUIT BREAKER 13211E6888-1 97403	CKY	EA	1
17	5	PAOZZ	PAFZZ		PAFZZ			5305-00-840-5938 .SCREW,DRIVE NAMEPLATE MTG MS21318-19 96906	CKY	EA	4
17	6	PAOZZ	PAFZZ		PAFZZ			9905-01-145-4518 .PLATE,IDENTIFICATION 73-0506-8 30554	CKY	EA	1
17	7	PAOZZ	PAFZZ		PAFZZ			5305-00-840-5938 .SCREW,DRIVE NAMEPLATE MTG MS21318-19 96906	CKY	EA	2
17	8	PBOZZ	XBFZZ		PAFZZ			9905-00-197-1214 .PLATE IDENTIFICATION TERMINAL 13208E5795 97403	CKY	EA	1
17	9	PAFZZ	PAFZZ		PAFZZ			5325-00-171-4688 .GROMMET NONMETALLIC CONTROL PANEL BOTTOM MS35489-44 96906	CKY	EA	2
17	10	PAFZZ	XBFZZ		XAFZZ			5325-00-958-4293 .STUD,TURNLOCK FASTENER 82-11-140-17 94222	CKY	EA	2
17	11	PAFZZ	XBFZZ		XAFZZ			5307-00-453-9006 .STUD,BALL MTG 13208E5791 97403	CKY	EA	2
17	12	PAFZZ	PAFZZ		PAFZZ			5310-00-492-6028 .NUT,SELF-LOCKING PLATE MTG 13211E4854-3 97403	CKY	EA	2
17	13	MFFZZ	XBFZZ		XBFZZ			9390-01-494-6868 .NONMETALLIC CHANNEL PLATE 13213E4265 97403	CKY	EA	4
17	13A	MFFZZ						.CHANNEL,RUBBER PLATE 13213E4266 97403	CKY	EA	1
17	14	PAFZZ	XBFZZ		XBFZZ			6115-01-135-3413 .PLATE,COVER RH 13213E4262 97403	CKY	EA	1
17	15	PAFZZ	PAFZZ		PAFZZ			5305-00-068-0502 .SCREW,CAP HEXAGON HEAT SINK MOUNTING MS90725-6 96906	CKY	EA	9
17	18	PAFZZ	PAFZZ		PAFZZ			5310-00-582-5965 .WASHER,LOCK HEAT SINK MTG MS35338-44 96906	CKY	EA	8
17	17	PAFZZ	PAFZZ		PAFZZ			5310-00-809-4058 .WASHER,FLAT,MTG MS27183-10 96906	CKY	EA	8
17	18	PAFZZ	PAFZZ		PAFZZ			5970-00-177-1756 .INSULATOR,PLATE HEAT SINK MTG 13213E4263 97403	CKY	EA	2
17	19	PBFZZ	XBFZZ		PBFZZ			5999-01-126-4660 .MOUNTING PAD ELECTRIC RH 13213E4239 97403	CKY	EA	1

TM 5-6115-271-24P
T.O. 35C2-3-386-4
SL-4-05926A

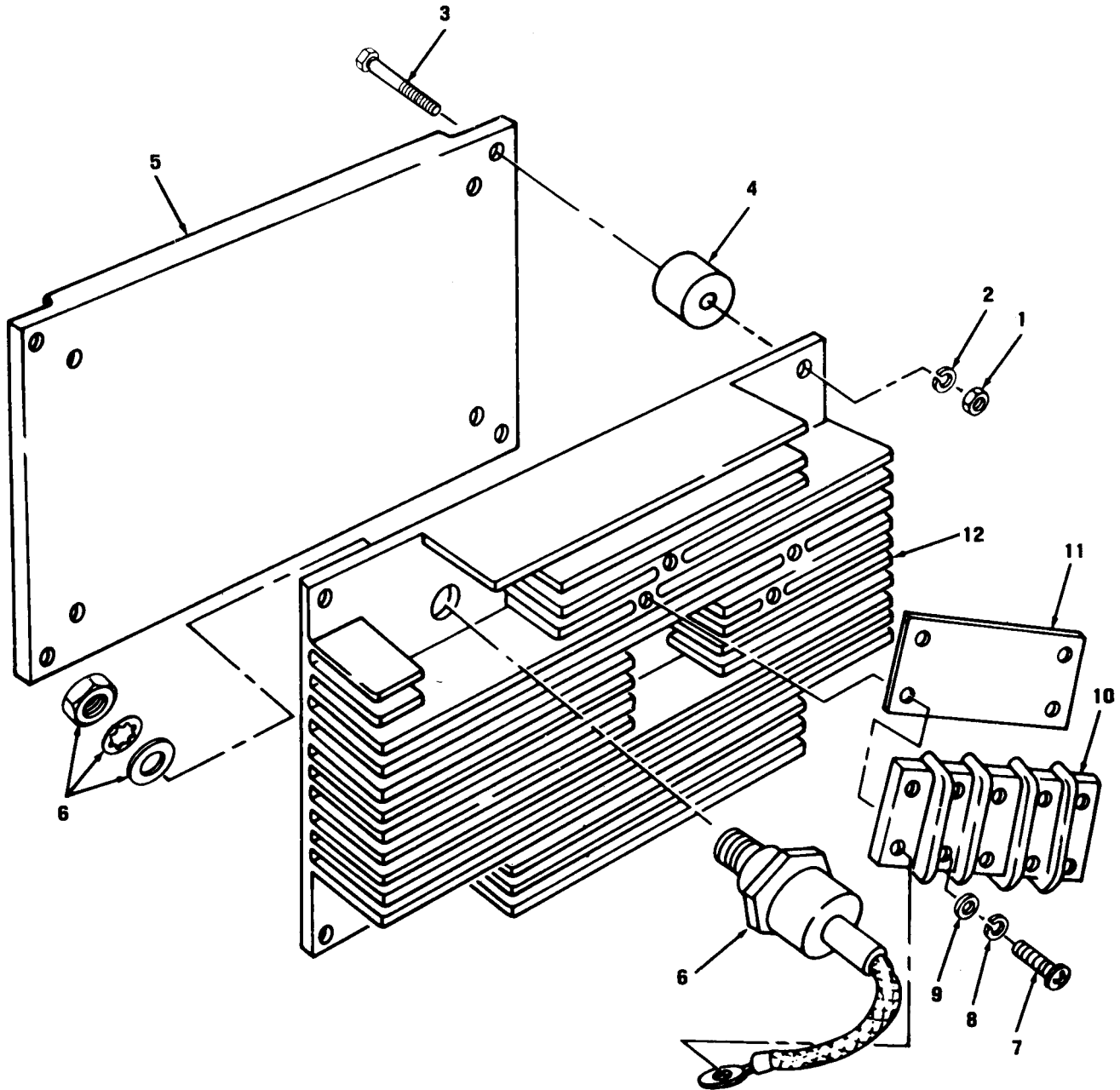


Figure 18. Heat sink, (exploded view) 28 VDC

(1)		(2)				(3)		(4)	(5)	(6)	(7)	(8)
ILLUS-TRATION		SMR CODE				USMC		NATIONAL STOCK NUMBER	DESCRIPTION	USABLE ON CODE	QTY INC IN UNIT	USMC QTY PER EQUIP
A	B	A	B	C	D	A	B	REF NUMBER & MFR CODE				
FIG NO.	ITEM NO.	ARMY	AIR FORCE	NAVY	USMC	SSI	REPL FACTOR				U/M	
18	1	XDFZZ	PAFZZ		PAFZZ			5310-00-761-6882	..NUT,PLAIN HEXAGON PLATE LH MS51967-2 96906	CKY	EA	8
18	2	PAFZZ	PAFZZ		PAFZZ			5310-00-682-5930	..WASHER,LOCK PLATE TO HEAT SINK MS35340-44 96906	CKY	EA	8
18	3	PAFZZ	PAFZZ		PAFZZ			5305-00-071-2510	..SCREW CAP HEXAGON MS90725-13 96906	CKY	EA	8
18	4	PBFZZ	XBFZZ		PBFZZ			5999-01-477-0566	..SPACER,SLEEVE PLATE TO HEAT SINK 13208ES798 97403	CKY	EA	8
18	5	PBFZZ	XBFZZ		PBFZZ			5970-01-112-8692	..PLATE,MOUNTING HEAT SINK 13208E5935 97403	CKY	EA	2
18	6	PAFZZ	PAFZZ		PAFZZ			5961-00-069-4247	..SEMICONDUCTOR DEVICE 1N3086 07688	CKY	EA	3
18	6	PAFZZ	PAFZZ		PAFZZ			5961-00-901-5812	..SEMICONDUCTOR DEVICE 1N3086R 80131	CKY	EA	3
18	7	PAFZZ	PAFZZ		PAFZZ			5305-00-984-6196	..SCREW MACHINE TERMINAL BOARD MTG MS35206-248 96906	CKY	EA	8
18	8	PAFZZ	PAFZZ		PAFZZ			5310-00-045-3299	..WASHER,LOCK TERMINAL BOARD MTG MS35338-42 96906	CKY	EA	8
18	9	PAFZZ	PAFZZ		PAFZZ			5310-00-809-8544	..WASHER,FLAT TERMINAL BOARD MTG MS27183-7 96906	CKY	EA	8
18	10	PAFZZ	XBFZZ		XBFZZ			5940-00-191-3207	..TERMINAL BOARD HEAT SINK 13208E5868 97403	CKY	EA	2
18	11	PAFZZ	XBFZZ		XBFZZ			5940-00-936-2259	..MARKER STRIP,TERMINAL BOARD 13213E4114 97403	CKY	EA	2
18	12	PBFZZ	XBFZZ		XBFZZ			5999-01-112-0482	..HEAT SINK 13213E4238 97403	CKY	EA	2

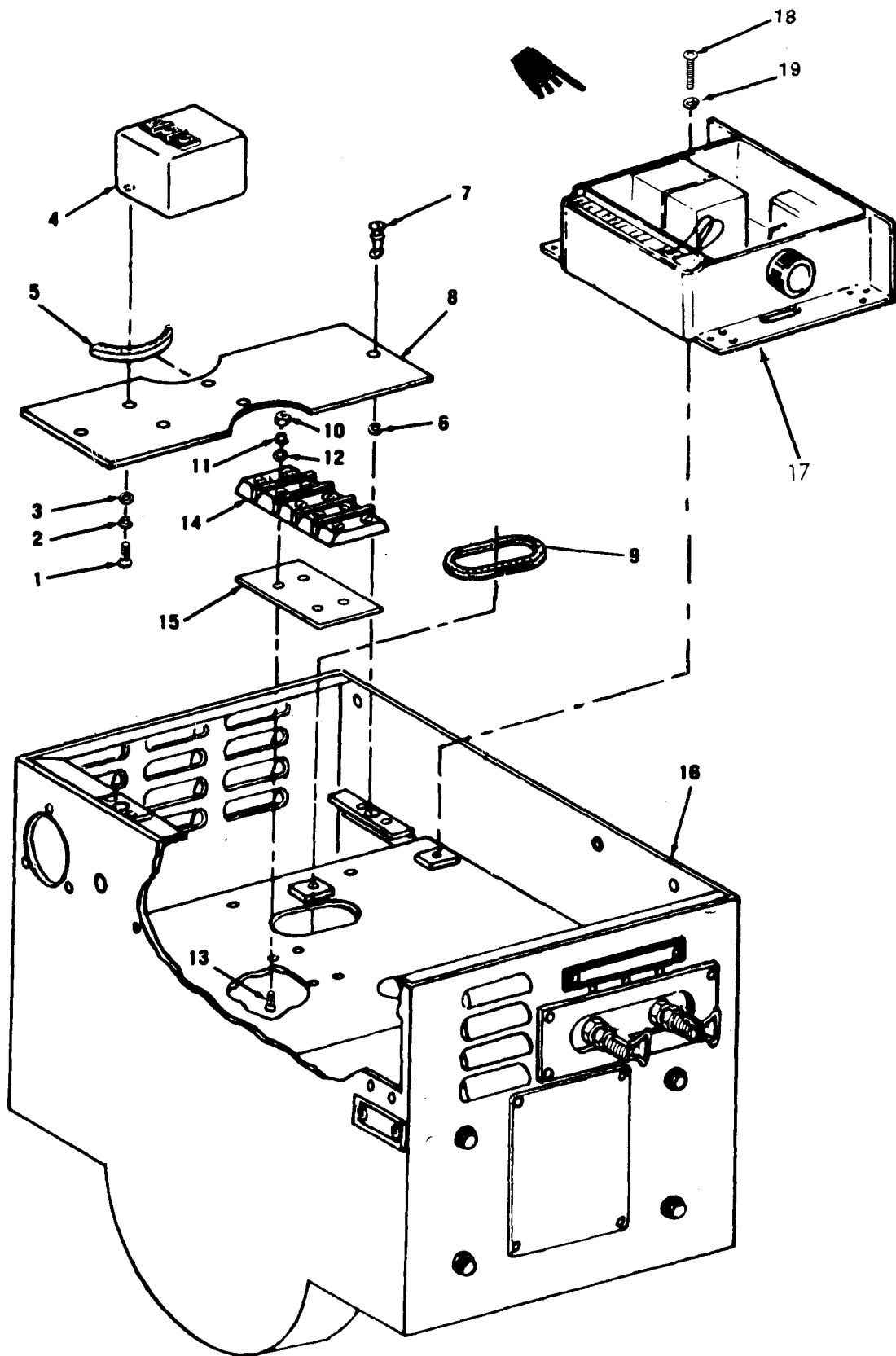


Figure 19. Frequency converter, Voltage regulator, and terminal board, 28 VDC.

TMS-6115-271-24P
T.O. 35C2-3-386-4
SL-4-05926A

(1)	(2)				(4)	(5)	(6)	(7)	(8)				
ILLUS- TRATION A	SMR CODE B	A	B	C	D	(USMC A	B REPL FACTOR	NATIONAL STOCK NUMBER	DESCRIPTION REF NUMBER & MFR CODE	USABLE ON CODE	EA U/M	QTY INC IN UNIT	USMC QTY PER EQUIP
19	1	PAFZZ	PAFZZ		PAFZZ			5305-00-984-6193	.SCREW,MACHINE CONVERTER MS35206-245 96906	CKY	EA	4	
19	2	PAFZZ	PAFZZ		PAFZZ			5310-00-045-3299	.WASHER,LOCK CONVERTER MTG MS35338-42	CKY	EA	4	
19	3	PAFZZ	PAFZZ		PAFZZ			5310-00-809-8544	.WASHER FLAT CONVERTER MTG MS27183-7 96906	CKY	EA	4	
19	4	PAOZZ	PAFZZ		PAFZZ			6125-00-659-2935	.FREQUENCY CONVERTER 13213E4237 97403	XKY	EA	1	
19	5	MFFZZ	XBFZZ		XBFZZ				.CHANNEL,RUBBER PLATE 13213E4124-3 97403	CKY	EA	2	
19	5	MFFZZ	XBFZZ		ZBFZZ				.CHANNEL,RUBBER PLATE 13213E4266 97403	CKY	EA	2	
19	6	PAFZZ	XBFZZ		XAFZZ			5307-00-453-9006	.RETAINER STUD PLATE MTG 13208E5791 97403	CKY	EA	4	
19	7	PAFZZ	PAFZZ		XAFZZ			5325-00-958-4293	.STUD,TURNLOCK FASTENER PLATE MTG 82-11-140-17 94222	CKY	EA	2	
19	8	PBFZZ	XBFZZ		XAFZZ				.PLATE,COVER LH 1321E4261 97403	CKY	EA	1	
19	9	PAFZZ	PAFZZ		PAFZZ			5325-00-828-6276	.GROMMET,NONMETALLIC THRU BOX MS35489-68 96906	CKY	EA	1	
19	10	PAFZZ	PAFZZ		PAFZZ			5310-00-934-9757	.NUT,PLAIN HEXAGON TERMINAL BOARD MTG MS35649-282 96906	CKY	EA	4	
19	11	PAFZZ	PAFZZ		PAFZZ			5310-00-045-3299	.WASHER LOCK MS35338-42 96906	CKY	EA	4	
19	12	PAFZZ	PAFZZ		PAFZZ			5310-00-809-8544	.WASHER,FLAT TERMINAL BOARD MTG MS27183-7 96906	CKY	EA	4	
19	13	PAFZZ	PAFZZ		PAFZZ			5305-00-245-9662	.SCREW,MACHINE TERMINAL BOARD MTG MS35190-256 96906	CKY	EA	4	
19	14	PAFZZ	PAFZZ		PAFZZ			5940-00-191-3207	.TERMINAL BOARD CONTROL BOX 13208E5868 97430	CKY	EA	1	
19	15	PAFZZ	XBFZZ		PAFZZ			5940-00-936-2259	.MARKER STRIP,TERMINAL BOARD 13213E4114 97403	CKY	EA	1	
19	16	PBFFF	XBFZZ		XAFZZ			6110-01-144-7988	.CONTROL BOX 13217E1780 97403	CKY	EA	1	
19		XBFZZ	MFFZZ		XBFZZ				.LEAD,ELECTRICAL 13213E4259-5 97403	CKY	EA	1	
19		XBFZZ	MFFZZ		XBFZZ				.LEAD,ELECTRICAL 13213E4259-4 97403	CKY	EA	1	
19		XBFZZ	MFFZZ		XBFZZ				.LEAD,ELECTRICAL 13213E4259-5 97403	CKY	EA	1	
19		XBFZZ	MFFZZ		XBFZZ				.LEAD,ELECTRICAL 13213E4259-1	CKY	EA	1	
19		XBFZZ	MFFZZ		XBFZZ				.LEAD,ELECTRICAL 13213E4259-2 97403	CKY	EA	1	
19		PAFZZ	PAFZZ		PAFZZ			6115-00-984-4740	.WIRING HARNESS CONTROL PANEL 13213E4254 97403	CKY	EA	1	
19		PAOZZ	XBFZZ		PAFZZ			5975-00-074-2072	.STRAP,NYLON MS3367-1-9 96906	CKY	EA	14	
19		PAOZZ	PAFZZ		PAFZZ			5940-00-114-1305	.TERMINAL,LUG MS25036-116 96906	CKY	EA	6	
19		PAOZZ	PAFZZ		PAFZZ			5940-00-557-4344	.TERMINAL,LUG MDS25036-120 96906	CKY	EA	2	
19		PAOZZ	PAFZZ		PAFZZ			5940-00-113-8184	.TERMINAL,LUG MS25036-150 96906	CKY	EA	16	
19		PAOZZ	PAFZZ		PAFZZ			5940-00-557-1629	.TERMINAL,LUG MS25036-149 96906	CKY	EA	2	
19		PAOZZ	PAFZZ		PAFZZ			5940-00-813-0698	.TERMINAL,LUG MS25036-101 96906	CKY	EA	10	

(1)		(2)				(3)		(4)	(5)	(6)	(7)	(8)
ILLUS- TRATION		SMR CODE				USMC		NATIONAL STOCK NUMBER	DESCRIPTION	USABLE ON CODE	QTY INC	USMC QTY PER EQUIP
A	B	A	B	C	D	A	B	REF NUMBER & MFR CODE		U/M	UNIT	
FIG NO.	ITEM NO.	ARMY	AIR FORCE	NAVY	USMC	SSI	REPL FACTOR					
19		PAFZZ	PAFZZ		PAFZZ			6115-00-984-4744	.CABLE ASSEMBLY CONTROL PANEL 13213E4257 97403	CKY	EA	1
19		PAOZZ	XBFZZ		XBFZZ			5975-00-074-2072	.STRAP ADJUSTING MS3367-19 96906	CKY	EA	2
19		PAOZZ	PAFZZ		PAFZZ			5940-00-114-1305	.TERMINAL,LUG MS25036-116 96906	CKY	EA	6
19	17	PAOFF	PAOFF		PAOFF			6110-00-764-7621	REGULATOR, VOLTAGE 13219E0883 97403	CKY	EA	1
19	18	PAOZZ	PAFZZ		PAFZZ			5305-00-984-6194	SCREW,MACHINE COVER MTG MS35206-246 96906	CKY	EA	3
19	19	PAFZZ	PAFZZ		PAFZZ			5310-00-559-0070	WASHER,LOCK MS35333-38 96906	CKY	EA	4

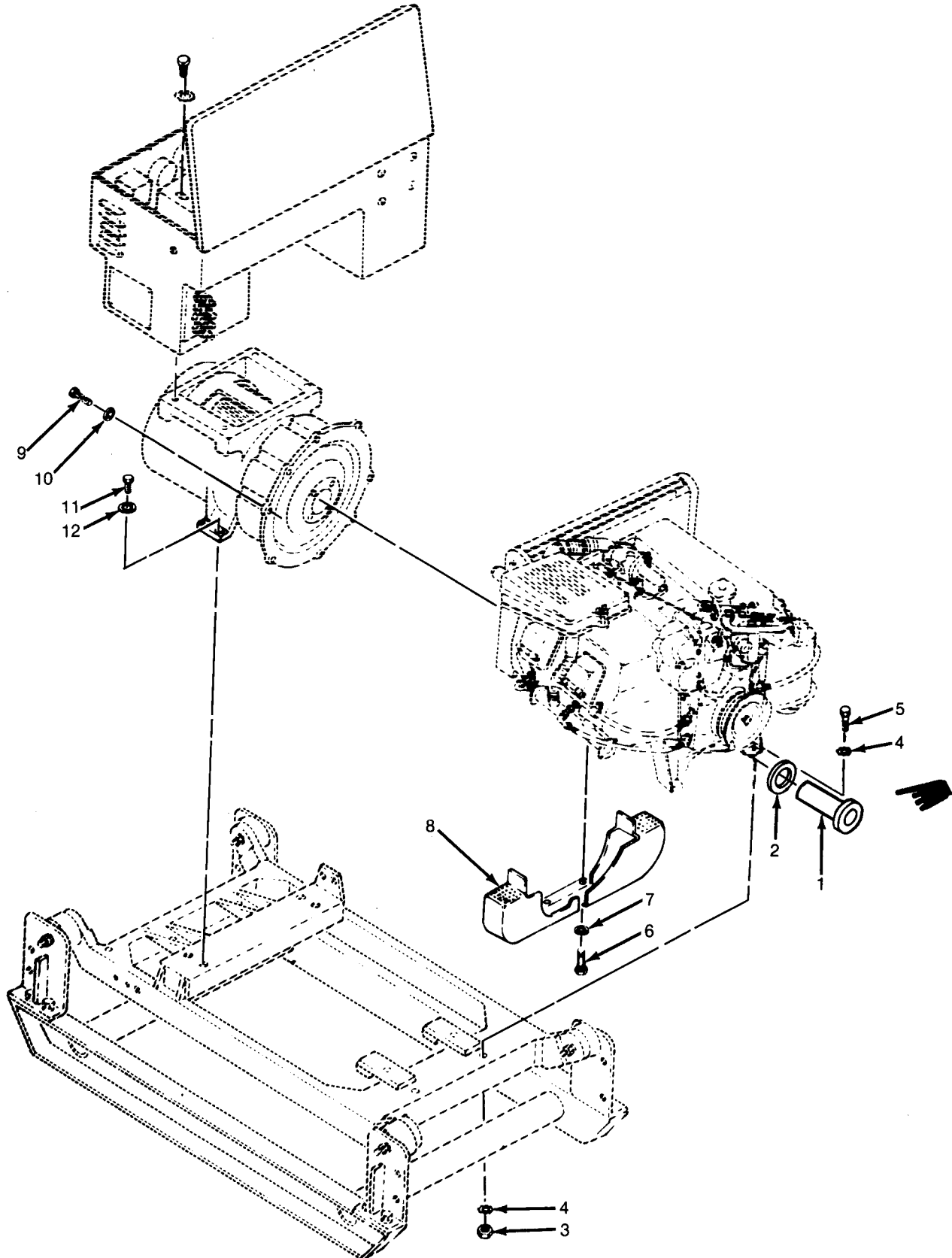


Figure 20. Engine and Generator Mounting

(1)		(2)				(3)		(4)	(5)	(6)	(7)	(8)
ILLUS-TRATION		SMR CODE				USMC		NATIONAL STOCK NUMBER	DESCRIPTION	USABLE ON CODE	QTY INC IN UNIT	USMC QTY PER EQUIP
FIG NO.	A B ITEM NO.	A ARMY	B AIR FORCE	C NAVY	D USMC	A SSI	B REPL FACTOR	NUMBER	REF NUMBER & MFR CODE			
GROUP 06 ENGINE AND GENERATOR MOUNTING												
20		PAFHH	PAOZZ		PAOZZ			2805-00-068-7512	ENGINE, GASOLINE 13206E0000 97403	EA	1	
20	1	PAOZZ	PAOZZ		PAOZZ			2805-01-045-9735	EXTENSION, OIL DRAIN 13219E3810 97403	CKW	EA	1
20	2	PAOZZ	PAOZZ		PAOZZ			5310-00-788-0444	WASHER, ROLLED 13206E1425 97403		EA	1
20	3	PAFZZ	PAFZZ		PAFZZ			5310-00-880-7744	NUT, PLAIN HEXAGON ENGINE MTG MS51967-5 96906		EA	2
20	4	PAFZZ	PAFZZ		PAFZZ			5310-00-889-2527	WASHER, LOCK ENGINE MTG MS45904-72 96906		EA	4
20	5	PAFZZ	PAFZZ		PAFZZ			5306-00-225-8504	BOLT, MACHINE ENGINE MTG MS90725-40 96906		EA	2
20	6	PAFZZ	PAFZZ		PAFZZ			5306-01-021-0607	BOLT, MACHINE SHROUD MTG 13216ES875 97403		EA	3
20	7	PAFZZ	PAFZZ		PAFZZ			5310-00-167-0721	WASHER, LOCK MTG MS35333-41 96906		EA	3
20	8	PBFZZ	PBFZZ		PAFZZ			2990-00-118-1589	SHROUD, WARM AIR 13208E5889 97403		EA	1
20	9	PAFZZ	PAFZZ		PAFZZ			5305-00-978-9395	SCREW, CAP SOCKET HEAD: GENERATOR TO ENGINE MS16997-100 96906		EA	8
20	10	PAFZZ	PAFZZ		PAFZZ			5310-00-595-7237	WASHER, LOCK GENERATOR TO ENGINE MS35333-42 96906		EA	8
20	11	PAFZZ	PAFZZ		PAFZZ			5305-00-269-3214	SCREW, CAP HEXAGON GENERATOR MTG MS90725-64 96906		EA	4
20	12	PAFZZ	PAFZZ		PAFZZ			5310-00-061-1258	WASHER, LOCK GENERATOR MTG MS45904-76 96906		EA	4

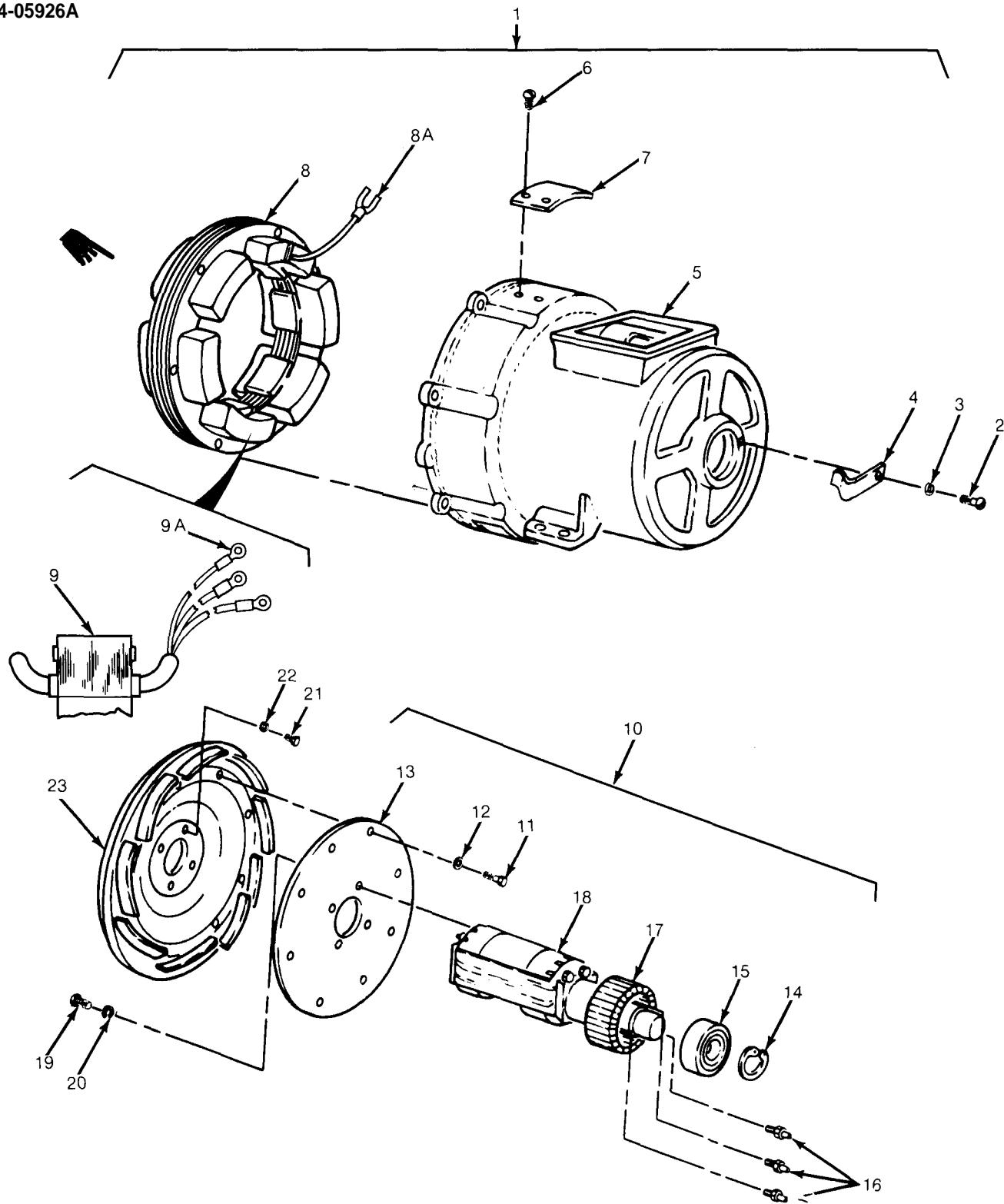


Figure 21. Generator Assembly, 60 Hz.

(1) ILLUS- TRATION		(2) SMR CODE			(3) USMC			(4)	(5) DESCRIPTION	(6) USABLE ON CODE	(7) QTY INC IN UNIT	(8) USMC QTY PER EQUIP
A	B	A	B	C	D	A	B	NATIONAL STOCK NUMBER	REF NUMBER & MFR CODE			
FIG NO.	ITEM NO.	ARMY	AIR FORCE	NAVY	USMC	SSI	REPL FACTOR					
									GROUP 07 GENERATOR ASSEMBLY .60 HZ	CKW		
21		PBFDD	PBFDD		PAFZZ			6115-00-999-5675	GENERATOR ASSEMBLY 3KW.60HZ 13213E4062 97403	CKW	EA	1
21	1	PAFDD						6115-00-758-9239	.HOUSING ASSEMBLY 13213E4168 97403	CKW	EA	1
21	2	PAFZZ	PAFZZ		PAFZZ			5305-00-984-6191	..SCREW,MACHINE SPRING MTG MS35206-243 96906	CKW	EA	1
21	3	PAFZZ	PAFZZ		PAFZZ			5310-00-045-3299	..WASHER LOCK SPRING MTG MS35338-42 96906	CKW	EA	1
21	4	PAFZZ	PAFZZ		PAFZZ			5340-00-930-3386	..CLIP SPRING TENSION 13213E4228 97403	CKW	EA	2
21	5	XADDD	PBFFF		PBFZZ				..HOUSING 13213E4073 97403	CKW	EA	1
21	6	PAFZZ	PAFZZ		PAOZZ			5305-00-175-3230	..SCREW,DRIVE PLATE MTG MS21318-14 96906	CKW	EA	4
21	7	PBOZZ	XBFZZ		PBOZZ			9905-01-038-7439	..PLATE,IDENTIFICATION GENERATOR 13214E6027 97403	CKW	EA	1
21	8	XAFDD							.STATOR ASSY EXCITER 13213E4080 97403	CKW	EA	1
21	8A	PAFZZ							...LUG,TERMINAL MS25036-156 96106	CKW	EA	6
21	9	XAFDD							..STATOR ASSY GEN. 13213E4079 97403	CKW	EA	1
21	9A	PAFZZ							...LUG,TERMINAL MS25036-101 96906	CKW	EA	2
21	10	PAFDD	PAFFF		PAFHH			6115-00-299-0635	..ROTOR,ASSY,GEN. 13213E4076 97403	CKW	EA	1
21	11	PAFZZ	PAFZZ		PAFZZ			5305-00-068-0502	...SCREW CAP HEXAGON COUPLING TO FAN MS90725-6 96906	CKW	EA	8
21	12	PAFZZ	PAFZZ		PAFZZ			5310-00-550-1130	...WASHER,LOCK COUPLING TO FAN	CKW	EA	8
21	13	PBFZZ	XBFZZ		XBFZZ			6115-00-859-2410	...PLATE COUPLING 13213E4097 97403	CKW	EA	1
21	14	PAFZZ	PAFZZ		PAFZZ			5365-00-804-7653	...RING,RETAINING BEARING MS16624-1078 96906	CKW	EA	1
21	15	PAFZZ	PAFZZ		PAFZZ			3110-00-458-8243	...BEARING,BALL ANNULAR 13214E6024 97403	CKW	EA	1
21	16	PAFZZ	PAFZZ		PAFZZ			5691-00-724-5970	...SEMICONDUCTOR DEVICE JAN1N1204A 81346	CKW	EA	3
21	17	XAFFF	XAFFF		XAFFF				...ROTOR 13213E4074 97403		EA	1
21	18	PAFDD							...ROTOR ASSY 13213E4222 97403	CKW	EA	1
21	19	PAFZZ	PAFZZ		PAFZZ			5306-00-225-8496	...BOLT MACHINE COUPLING TO MOTOR MS90725-31 96906	CKW	EA	4
21	20	PAFZZ	PAFZZ		PAFZZ			5310-00-407-9566	...WASHER,LOCK COUPLING PLATE TO ROT MS35338-45 96906	CKW	EA	4
21	21	PAFZZ	PAFZZ		PAFZZ			5306-00-283-0453	...BOLT MACHINE: FAN MTG MS51906-334 97403	CKW	EA	4
21	22	PAFZZ	PAFZZ		PAFZZ			5310-00-167-0721	...WASHER, LOCK FAN MTG MS35333-41 96906	CKW	EA	4
21	23	PAFZZ	PAFZZ		PAFZZ			6115-00-949-7814	...IMPELLER, FAN AXIAL 13213E4078 97403	CKW	EA	1

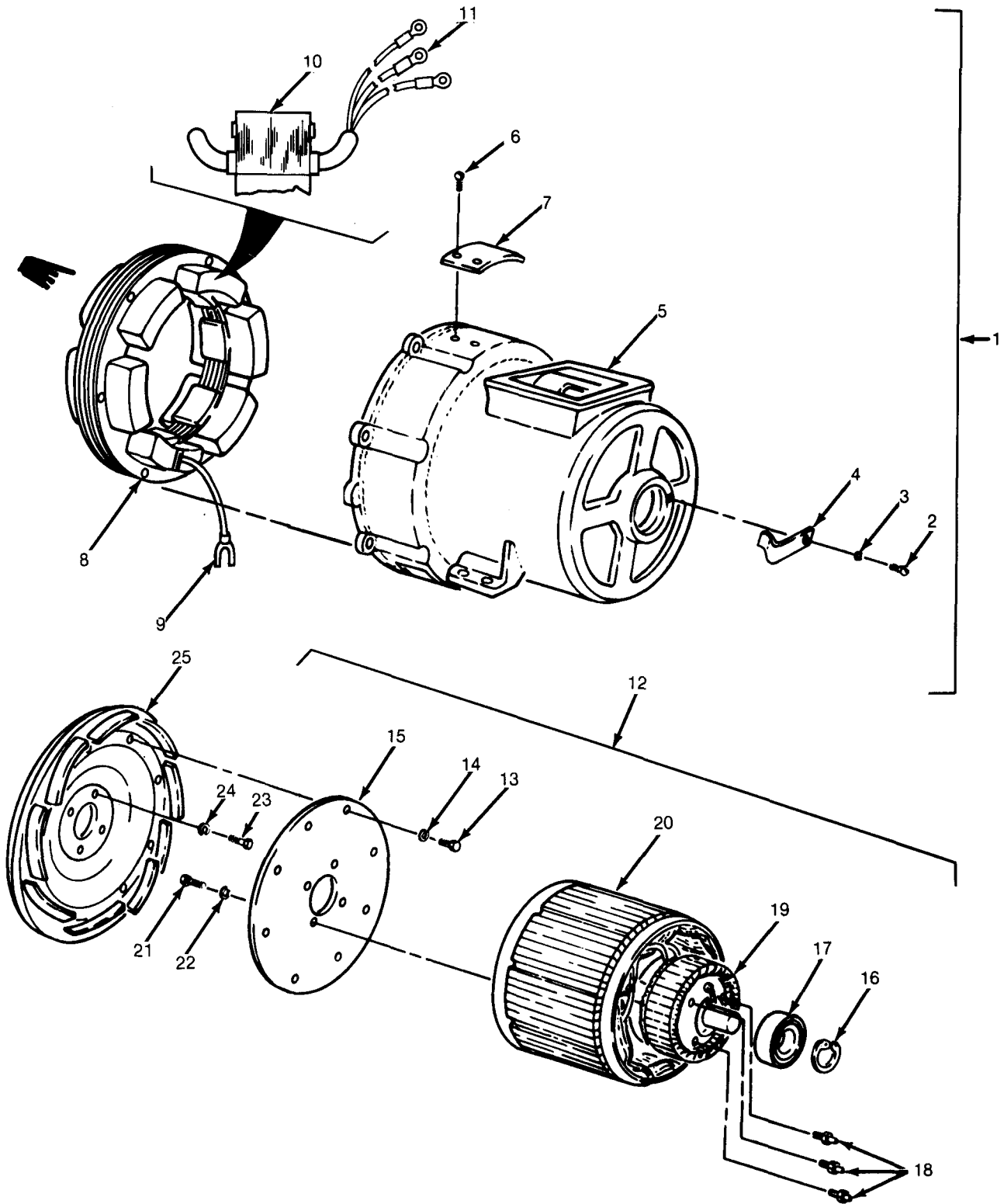


Figure 22. Generator Assembly, 400 Hz.

(1)		(2)			(3)		(4)	(5)	(6)	(7)	(8)	
ILLUS-TRATION		SMR CODE			USMC		NATIONAL STOCK NUMBER	DESCRIPTION	USABLE ON CODE	U/M	QTY INC IN UNIT	USMC QTY PER EQUIP
FIG NO.	ITEM NO.	A ARMY	B AIR FORCE	C NAVY	D USMC	A SSI	B REPL FACTOR	REF NUMBER & MFR CODE				
								GROUP 08 GENERATOR ASSEMBLY.400HZ				
22		PAFDD	PBFDD		PAFZZ			6115-00-658-0519 GENERATOR, ASSEMBLY 3KW.400HZ 13213E4099 97403	CKW	EA	1	
22	1	PAFDD						.HOUSING ASSEMBLY, GENARATOR 13213E4101 97403	CKX	EA	1	
22	2	PAFZZ	PAFZZ		PAFZZ			5305-00-984-6191 .SCREW, MACHINE SPRING MTG MS35206-243 96906	CKX	EA	1	
22	3	PAFZZ	PAFZZ		PAFZZ			5310-00-045-3299 .WASHER, LOCK SPRING MTG MS35338-42 96906	CKX	EA	1	
22	4	PAFZZ	PAFZZ		PAFZZ			5340-00-930-3386 .CLIP, SPRING TENSION 13213E4228 97403	CKX	EA	1	
22	5	XADDD	PBFFF		PAFZZ			6115-00-949-0604 .HOUSING 13213E4073 97403	CKX	EA	1	
22	6	PAOZZ	PAOZZ		PAOZZ			5305-00-175-3230 .SCREW, DRIVE MTG MS21318-14 96906	CKX	EA	4	
22	7	PAOZZ	XBFZZ		PBOZZ			5305-01-066-3081 .PLATE,IDENTIFICATION: GENERATOR 13214E9580 97403	CKX	EA	1	
22	8	XAFDD						..STATOR ASSY, EXCITER 13213E4080 97403	CKX	EA	1	
22	9	PAFZZ						...LUG, TERMINAL MS25036-101 96906	CKX	EA	2	
22	10	XAFDD						..STATOR ASSY,GENERATOR 13213E4148	CKX	EA	1	
22	11	PAFZZ						...LUG, TERMINAL	CKX	EA	6	
22	12	PAFDD	PAFFF		PAFHH			6115-00-658-0491 .ROTOR ASSY,GENERATOR 13213E4102 97403	CKX	EA	1	
22	13	PAFZZ	PAFZZ		PAFZZ			5305-00-068-0502 .SCREW, CAP HEXAGON COUPLING TO FAN MS90725-6 96906	CKX	EA	8	
22	14	PAFZZ	PAFZZ		PAFZZ			5310-00-582-5965 .WASHER, LOCK COUPLING TO FAN MS35338-44 96906	CKX	EA	8	
22	15	PBFZZ	XBFZZ		XBFZZ			6115-00-859-2410 .PLATE, COUPLING 13213E4097 97403	CKX	EA	1	
22	16	PAFZZ	PAFZZ		PAFZZ			5365-00-804-7653 .RING, RETAINING BEARING MS16624-1073 96906	CKX	EA	1	
22	17	PAFZZ	PAFZZ		PAFZZ			3110-00-158-8243 .BEARING, BALL ANNULAR 13214E6024 97403	CKX	EA	1	
22	18	PAFZZ	PAFZZ		PAFZZ			5961-00-724-5970 .SEMICONDUCTOR DEVICE JAN1N1204A 81349	CKX	EA	3	
22	19	XAHZZ	XAFZZ		XAHZZ			..ROTOR ASSEMBLER 13213E4074 97403	CKX	EA	1	
22	20	XADDD						..ROTOR EXCITER 13213E4170 97403	CKX	EA	1	
22	21	XDFZZ	PAFZZ		PAFZZ			5306-00-226-4823 .BOLT, MACHINE COUPLING TO ROTOR MS90725-29 96906	CKX	EA	4	
22	22	PAFZZ	PAFZZ		PAFZZ			5310-00-407-9566 .WASHER, LOCK COUPLING TO ROTOR MS35338-45 96906	CKX	EA	4	
22	23	PAFZZ	PAFZZ		PAFZZ			5306-01-034-2581 .BOLT, MACHINE FAN MTG MS51096-334 96906	CKX	EA	4	
22	24	PAFZZ	PAFZZ		PAFZZ			5310-00-167-0721 .WASHER, LOCK FAN MTG MS35333-41 96906	CKX	EA	4	
22	25	PAFZZ	PAFZZ		PAFZZ			6115-00-949-7814 .FAN ROTOR 13213E4078 97403	CKX	EA	1	

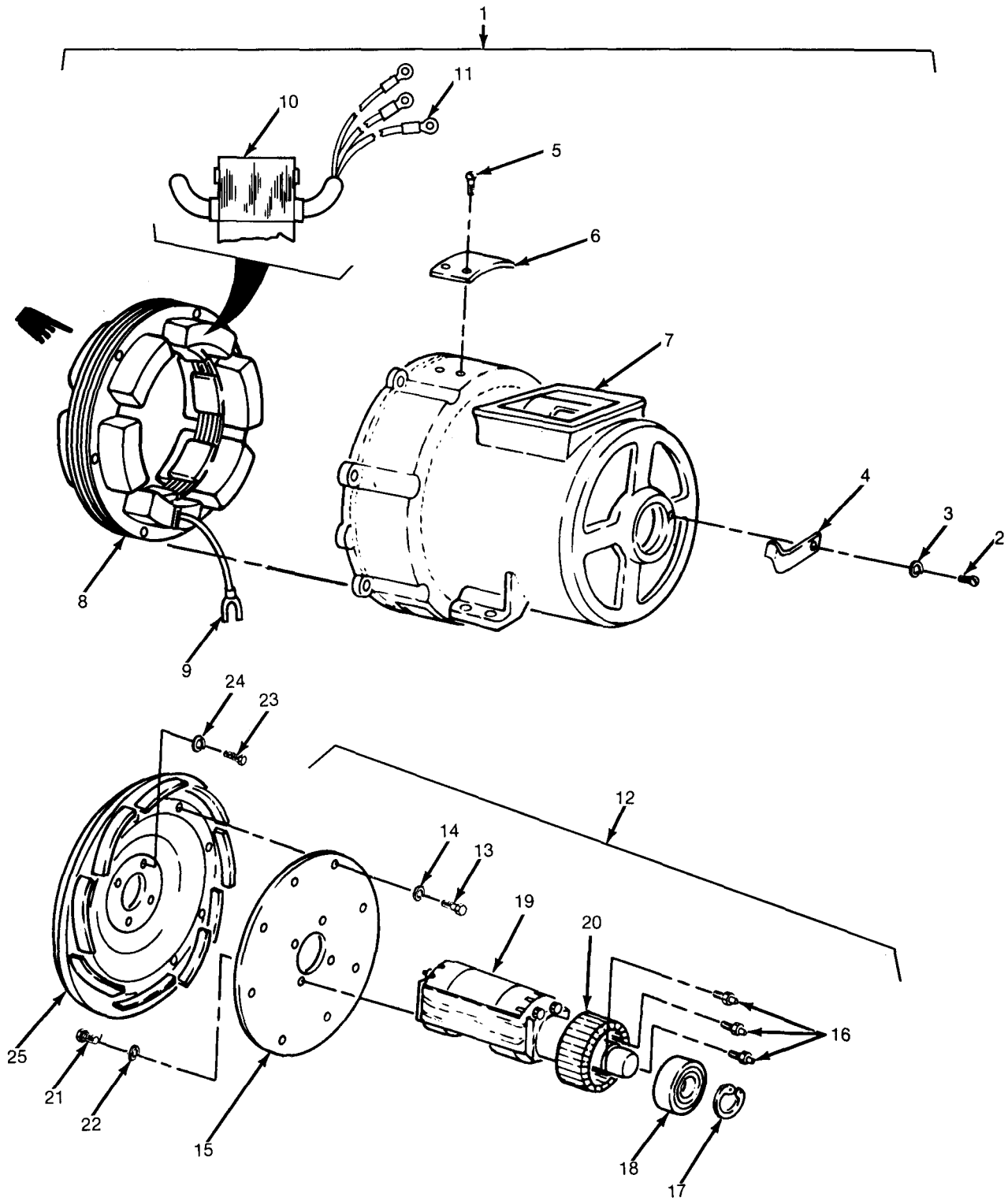


Figure 23. Generator Assembly, 28 VDC.

(1)		(2)			(3)		(4)	(5)	(6)	(7)	(8)
ILLUS-TRATION		SMR CODE			USMC		NATIONAL STOCK NUMBER	DESCRIPTION	USABLE ON CODE	QTY INC IN UNIT	USMC QTY PER EQUIP
A	B	A	B	C	D	A	B				
FIG NO.	ITEM NO.	ARMY	AIR FORCE	NAVY	USMC	SSI	REPL FACTOR	REF NUMBER & MFR CODE		U/M	
GROUP 09 GENERATOR ASSEMBLY.28 VDC											
23		AFFDD	PBFDD		PAFZZ			6115-00-937-2059 13213E4106 97403	GENERATOR ASSEMBLY .3KW,28VDC	CKY	EA 1
23	1	PAFDD						..HOUSING ASSEMBLY 13213E4107 97403		CKY	EA 1
23	2	PAFZZ	PAFZZ		PAFZZ			5305-00-984-6191 .SCREW, MACHINE SPRING MTG MS35206-243 96906		CKY	EA 1
23	3	PAFZZ	PAFZZ		PAFZZ			5310-00-045-3299 .WASHER, LOCK SPRING MTG MS35338-42 96906		CKY	EA 1
23	4	PAFZZ	PAFZZ		PAFZZ			5340-00-930-3386 .CLIP, SPRING TENSION 13213E4228 97403		CKY	EA 1
23	5	PAOZZ	PAOZZ		PAOZZ			5305-00-175-3230 .SCREW, DRIVE PLATE MTG MS21318-14 96906		CKY	EA 1
23	6	PBOZZ	XBOZZ		PBOZZ			9905-00-623-7387 .PLATE,IDENTIFICATION GENERATOR 13214E6032 97403		CKY	EA 1
23	7	XADDD	PAEDD		PBFZZ			6115-00-997-9769 .HOUSING, GENERATOR 13213E4249 97403		CKY	EA 1
23	8	XAFDD						..STATOR ASSEMBLY,EXCITER 13213E4080 97403		CKY	EA 1
23	9	PAFZZ						..LUG, TERMINAL MS25036-101 96906		CKY	EA 6
23	10	XAFDD						..STATOR ASSEMBLY, GENERATOR 13213E4108 97403		CKY	EA 1
23	11	PAFZZ						..LUG, TERMINAL MS25036-120 96906		CKY	EA 8
23	12	PAFDD	PAFFF		PAFZZ			6115-00-299-0635 .ROTOR, ASSY,GEN:3KW,8VDC 13213E4076 97403		CKY	EA 1
23	13	PAFZZ	PAFZZ		PAFZZ			5303-00-068-0502 ..SCREW, CAP HEXAGONAL MS90725-6 96906		CKY	EA 8
23	14	PAFZZ	PAFZZ		PAFZZ			5310-00-550-1130 ..WASHER, LOCK MS35333-40 96906		CKY	EA 8
23	15	PBFZZ	XBFFZ		XBFFZ			6115-00-859-2410 ..PLATE COUPLING 13213E4097 97403		CKY	EA 1
23	16	PAFZZ	PAFZZ		PAFZZ			5961-00-724-5970 ..SEMICONDUCTOR DEVICE STUD MTG JAN1N1204A 81349		CKY	EA 3
23	17	PAFZZ	PAFZZ		PAFZZ			5365-00-804-7653 ..RING, RETAINING 13214E6024 97403		CKY	EA 1
23	18	PAFZZ	PAFZZ		PAFZZ			3110-00-158-8243 ..BEARING, BALL ANNULAR		CKY	EA 1
23	19	PADZZ						..ROTOR ASSY 13213E4222 97403		CKY	EA 1
23	20	XADDD	XAFFF		XAFFF			..ROTOR 13213E4074 97403		CKY	EA 1
23	21	PAFZZ	PAFZZ		PAFZZ			5306-00-225-8496 ..BOLT, MACHINE COUPLING TO ROTOR MS90725-31 96906		CKY	EA 4
23	22	PAFZZ	PAFZZ		PAFZZ			5310-00-167-0721 ..WASHER, LOCK COUPLING TO ROTOR 13213E4097 97403		CKY	EA 4
23	23	PAFZZ	PAFZZ		PAFZZ			5306-01-034-2581 ..BOLT, MACHINE MS51096-334 96906		CKY	EA 1
23	24	PAFZZ	PAFZZ		PAFZZ			5310-00-167-0721 ..WASHER, LOCK FAN MTG MS35333-41 96906		CKY	EA 4
23	25	PAFZZ	PAFZZ		PAFZZ			6115-00-949-7814 ..IMPELLER, FAN AXIAL 13213E4078 97403		CKY	EA 1

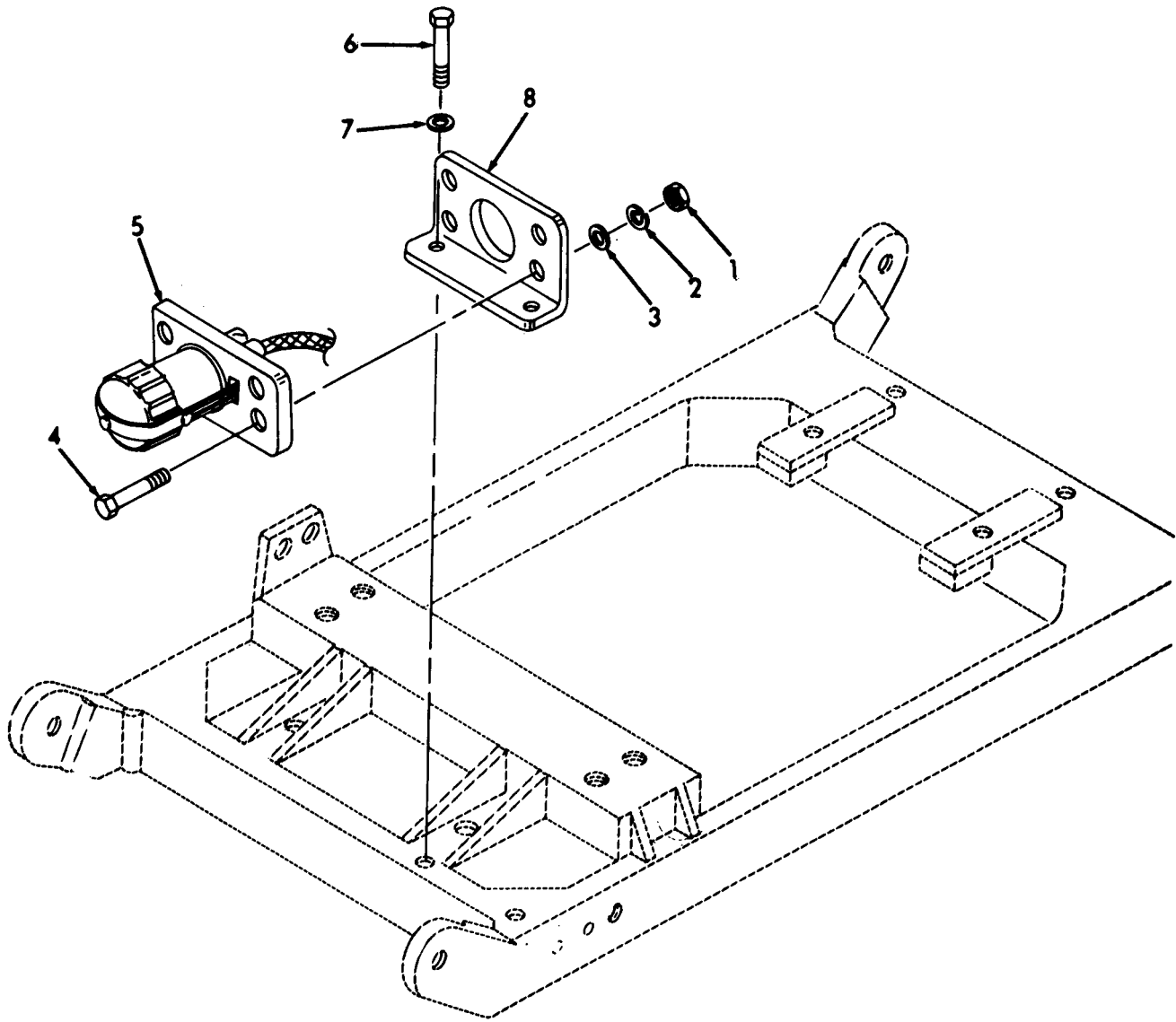


Figure 24. Auxiliary connector.

(1)		(2)			(3)		(4)	(5)	(6)	(7)	(8)
ILLUS-TRATION		SMR CODE			USMC		NATIONAL STOCK NUMBER	DESCRIPTION	USABLE ON CODE	QTY INC IN U/M	USMC QTY PER EQUIP
FIG NO.	ITEM NO.	A ARMY	B AIR FORCE	C NAVY	D USMC	A SSI	B REPL FACTOR	REF NUMBER & MFR CODE			
GROUP 10 AUXILIARY CONNECTOR											
24	1	XDOFF	PAOZZ		PAOZZ			5310-00-761-6882 NUT, PLAIN HEXAGON CONNECTOR MTG MS51967-2 96906	CKY	EA	4
24	2	PAOZZ	PAOZZ		PAOZZ			5310-00-582-5965 WASHER, LOCK CONNECTOR MTG MS35338-44 96906	CKY	EA	4
24	3	PAOZZ	PAOZZ		PAOZZ			5310-00-809-4058 WASHER, FLAT CONNECTOR MTG MS27183-10	CKY	EA	4
24	4	PAOZZ	PAOZZ		PAOZZ			5305-00-225-3839 SCREW, CAP HEXAGON CONNECTOR MTG MS90725-8 96906	CKY	EA	4
24	5	PAOZZ	PAOZZ		PAOZZ			5935-00-105-9807 CONNECTOR, BATTERY 13213E4260 97403	CKY	EA	1
24	6	PAOZZ	PAOZZ		PAOZZ			5305-00-068-0502 SCREW, CAP HEXAGON BRACKET MTG MS90725-6 96906	CKY	EA	2
24	7	PAOZZ	PAOZZ		PAOZZ			5310-00-582-5965 WASHER, LOCK MS35338-44 96906	CKY	EA	2
24	8	XAOZZ	XBOZZ		XBOZZ			6115-00-418-4754 BRACKET RECEPTACLE CONNECTOR MTG 13213E4256 97403	CKY	EA	1

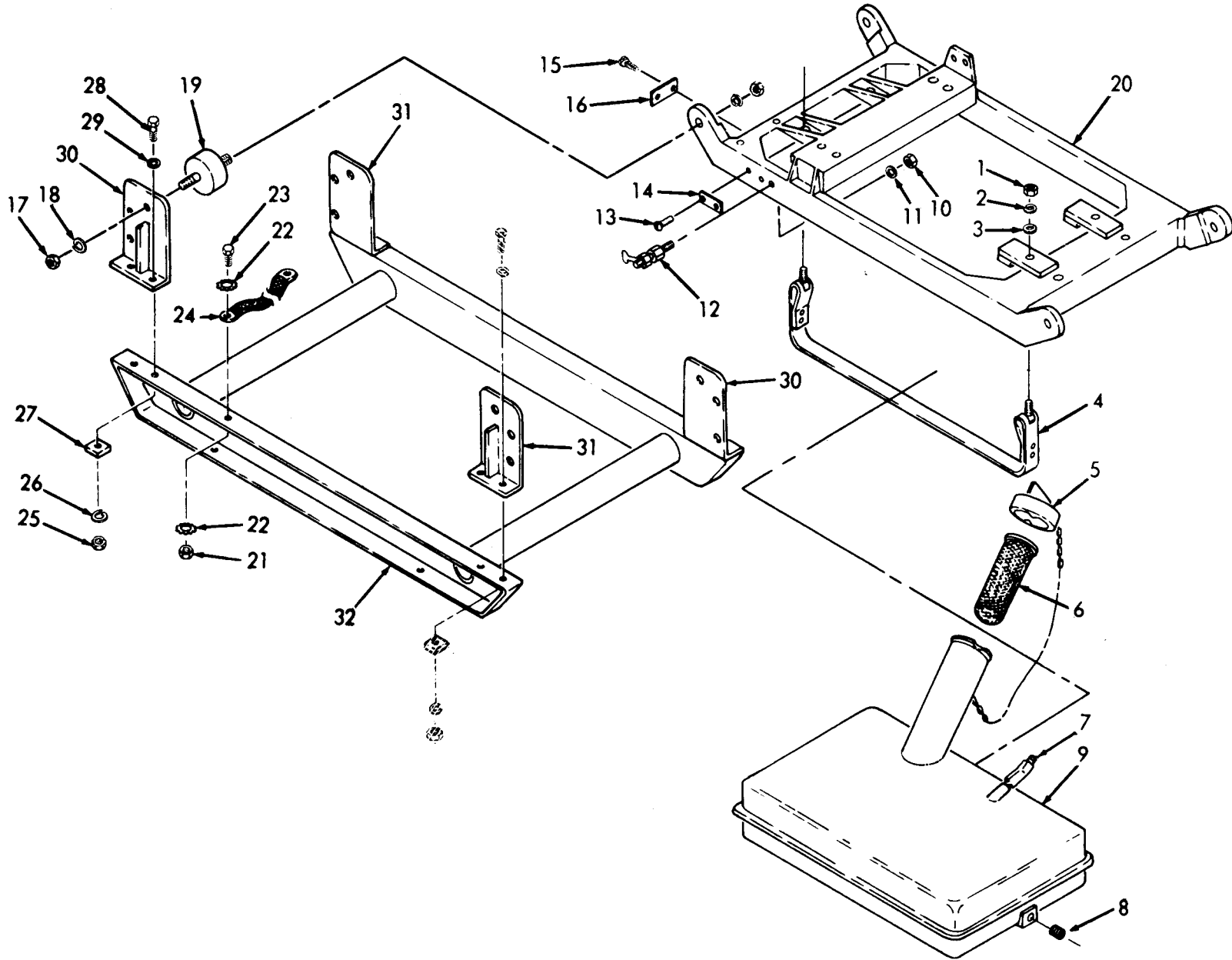


Figure 25. Fuel tank and frame assembly.

(1)		(2)			(3)		(4)	(5)	(6)	(7)	(8)
ILLUS-TRATION		SMR CODE			USMC		NATIONAL STOCK NUMBER	DESCRIPTION	USABLE ON CODE	QTY INC IN UNIT	USMC QTY PER EQUIP
A	B	A	B	C	D	A	B				
FIG NO.	ITEM NO.	ARMY	AIR FORCE	NAVY	USMC	SSI	REPL FACTOR	REF NUMBER & MFR CODE		U/M	
GROUP 11 TANK AND FRAME ASSEMBLY											
25	1	XDOZZ	PAOZZ		PAOZZ			5310-00-761-6882 NUT, PLAIN HEXAGON TANK MTG MS51967-2 96906		EA	4
25	2	PAOZZ	PAOZZ		PAOZZ			5310-00-582-5965 WASHER, LOCK TANK MTG MS35338-44 96906		EA	4
25	3	PAOZZ	PAOZZ		PAOZZ			5310-00-809-4058 WASHER, FLAT TANK MTG MS27183-44 96906		EA	4
25	4	PAOZZ	PAOZZ		PAOZZ			5340-00-947-3738 BAND, RETAINING TANK MTG 13208E5823-1 97403		EA	2
25	5	PAOZZ	PAOZZ		PAOZZ			2910-00-904-2645 CAP, FILLER OPENING FUEL TANK 13214E0115 97403		EA	1
25	6	PAOZZ	PAOZZ		PAOZZ			2910-00-065-6793 STRAINER ELEMENT 13208E5834 97403	CKX	EA	1
25	7	PBOZZ	XBFZZ		XBOZZ			2910-01-030-8874 HEAD, FUEL TANK 13216E3904 97403		EA	1
25	8	PAOZZ	PAOZZ		PAOZZ			4730-00-034-1402 PLUG, PIPE TANK DRAIN MS20913-1K 96906		EA	1
25	9	PAOZZ	PAFZZ		PAOZZ			2910-00-482-2373 TANK, FUEL ENGINE 13216E3903 97403		EA	1
25	10	XDOZZ	PAOZZ		PAOZZ			5310-00-761-6882 NUT, PLAIN HEXAGON GRD TERMINAL STUD MS51967-2 96906		EA	4
25	11	PAOZZ	PAOZZ		PAOZZ			5310-00-889-2528 WASHER, LOCK TERMINAL STUD MS45904-68 96906		EA	1
25	12	PAOZZ	PAOZZ		PAOZZ			5940-00-952-2827 TERMINAL, STUD GROUND 13208E5820-3 97403		EA	1
25	13	PAOZZ	PAOZZ		PAOZZ			5305-00-175-3230 SCREW, DRIVE NAMEPLATE MTG MS21318-14 96906		EA	2
25	14	PBOZZ	XBOZZ		PAOZZ			9905-00-477-4137 PLATE, IDENTIFICATION GROUND 13211E6730 97403		EA	1
25	15	PAOZZ	PAOZZ		PAOZZ			5305-00-253-5614 SCREW, DRIVE PLATE MTG MS21318-20 96906	CKY	EA	2
25	16	PBOZZ	PAOZZ		PAOZZ			9905-00-197-1231 PLATE, IDENTIFICATION 13208E5799 97403	CKY	EA	1
25	17	PAOZZ	PAFZZ		PAOZZ			5310-00-768-0318 NUT, PLAIN HEXAGON MS51967-14 96906		EA	8
25	18	PAOZZ	PAFZZ		PAOZZ			5310-00-584-5272 WASHER LOCK MS35338-48 96906		EA	8
25	19	PAOZZ	PAOZZ		PAOZZ			5340-00-958-0357 MOUNT RESILIENT 13208E5847 97403		EA	4
25	20	XDFZZ	XBFFF		XAFZZ			6115-00-179-8326 FRAME INNER 28 VOLT 13213E4258 97403	CKY	EA	1
25	20	XBFZZ	XBFZZ		XBFZZ			FRAME, INNER, ASSEMBLY INNER 13213E4072 80205			
25		PAOZZ	PAOZZ		XAFZZ			5340-00-994-1632 INSERT, SCREW THREAD MS35914-109 96906	CKW, CKX	EA	4
25	21	PAOZZ	PAOZZ		PAOZZ			5310-00-934-9758 NUT, PLAIN HEXAGON MS35649-202 96906		EA	1
25	22	PAOZZ	PAOZZ		PAOZZ			5310-00-080-9786 WASHER, LOCK MS45904 96906		EA	2
25	23	PAOZZ	PAOZZ		PAOZZ			5303-00-984-6212 SCREW, MACHINE MS35206-265 96906		EA	1
25	24	PAOZZ	PAOZZ		PAOZZ			6150-00-957-7722 STRAP 13208E5853-1 97403		EA	1
25	25	PAFZZ	PAFZZ		PAFZZ			5310-00-732-0558 NUT, PLAIN HEXAGON MS51967-8 96906		EA	8
25	26	PAFZZ	PAFZZ		PAFZZ			5310-00-637-9541 WASHER, LOCK MS35338-46 96906		EA	8
25	27	PAFZZ	PAFZZ		PAFZZ			5310-00-725-8267 WASHER, BEVEL NAS1099-6 80205		EA	8

(1)		(2)			(3)		(4)		(5)		(6)	(7)	(8)
ILLUS- TRATION		SMR CODE			USMC		NATIONAL STOCK		DESCRIPTION		USABLE ON CODE	QTY INC IN	USMC QTY PER EQUIP
A	B	A	B	C	D	A	B	NUMBER	REF NUMBER & MFR CODE		U/M	UNIT	
FIG NO.	ITEM NO.	ARMY	AIR FORCE	NAVY	USMC	SSI	REPL FACTOR						
25	28	PAFZZ	PAFZZ		PAFZZ			5305-00-269-3214	SCREW,CAP HEXAGON MS90725-64 96906		EA	12	
25	29	PAFZZ	PAFZZ		PAFZZ			5310-00-080-6004	WASHER,FLAT MS27183-14 96906		EA	8	
25	30	XBFZZ	XBFZZ		XAFZZ			5340-00-489-8107	BRACKET,ANGLE MTG 13208E5821 97403		EA	2	
25	31	XBFZZ	XBFZZ		XAFZZ			5340-00-224-7570	BRACKET,ANGLE,FRAME MTG		EA	2	
25	32	XBFZZ	XBFZZ		XAFZZ				FRAME ASSY,OUTER 13208E5886 97403		EA	1	

(1)		(2)			(3)		(4)	(5)	(6)	(7)	(8)
ILLUS-TRATION		SMR CODE			USMC		NATIONAL STOCK	DESCRIPTION	USABLE ON CODE	QTY INC IN UNIT	USMC QTY PER EQUIP
A	B	A	B	C	D	A	B	REF NUMBER & MFR CODE			
FIG NO.	ITEM NO.	ARMY	AIR FORCE	NAVY	USMC	SSI	REPL FACTOR			U/M	
GROUP 12 BULK MATERIAL											
		PAFZZ	PAFZZ		PAFZZ			6145-00-038-6613 WIRE, ELECTRICAL		FT	V
		PAFZZ	PAFZZ		PAFZZ			6145-00-087-7691 WIRE, ELECTRICAL		FT	V
		PAFZZ	PAFZZ		PAFZZ			6145-00-087-9716 WIRE, ELECTRICAL		FT	V
		PAOZZ	PAOZZ		PAOZZ			4720-00-540-1962 HOSE, NONMETALLIC		FT	V
		PAFZZ	PAFZZ		PAFZZ			6145-00-729-9264 WIRE, ELECTRICAL		FT	V
		PAFZZ	PAFZZ		PAFZZ			6145-00-814-8127 WIRE, ELECTRICAL		FT	V
		PAFZZ	PAFZZ		PAFZZ			6145-00-838-6612 WIRE, ELECTRICAL		FT	V
		PAFZZ	PAFZZ		PAFZZ			6145-00-849-5915 WIRE, ELECTRICAL		FT	V
		PAFZZ	PAFZZ		PAFZZ			6145-00-851-0897 WIRE, ELECTRICAL		FT	V
		PAFZZ	PAFZZ		PAFZZ			6145-00-881-8177 WIRE, ELECTRICAL		FT	V
		PAFZZ	PAFZZ		PAFZZ			WIRE, ELECTRICAL M16878/1-18-91 81349		FT	V
		PAFZZ	PAFZZ		PAFZZ			WIRE, ELECTRICAL M16878/1-18-92 81349		FT	V
		PAFZZ	PAFZZ		PAFZZ			WIRE, ELECTRICAL M16878/1-18-93 81349		FT	V
		PAFZZ	PAFZZ		PAFZZ			WIRE, ELECTRICAL M16878/1-18-94 81349		FT	V
		PAFZZ	PAFZZ		PAFZZ			WIRE, ELECTRICAL M16878/1-18-95 81349		FT	V
		PAFZZ	PAFZZ		PAFZZ			WIRE, ELECTRICAL M16878/1-18-96 81349		FT	V
		PAFZZ	PAFZZ		PAFZZ			WIRE, ELECTRICAL M16878/1-TYPE B 18-97 81349		FT	V

SECTION III. NATIONAL STOCK NUMBER AND REFERENCE NUMBER INDEX

STOCK NUMBER	FIG.	ITEM	STOCK NUMBER	FIG.	ITEM
6115-00-016-2360	4	31	5310-00-080-6004	1	3
6115-0-016-2360	11	19	5310-00-080-6004	25	29
5310-00019-0670	16	6	5310-004080-9766	25	22
4730-00-034-1402	25	8	5310-00-082-1404	4	34
5310-00-042-4229	16	15	5310-00-082-1404	11	28
5310-00-045-1399	13	2	5310-004082-1404	15	26
5310-00-045-3299	4	37	5310-00-082-1404	16	21
5310-00-045-3299	5	2	5305-00-083-6645	4	5
5310-004045-3299	6	2	5305-004083-6645	10	6
5310-00-045-3299	6	15	5305-00-083-6645	15	6
5310-00-045-3299	11	31	6145-00-087-7691	8	B
5310-00-045-3299	12	2	5920-01-087-9254	8	11
5310-00-045-3299	13	15	6145-004087-9716	5	8
5310-00-045-3299	14	2	6645-00089-8842	8	23
5310-00-045-3299	16	31	5905-00-104-8330	8	19
5310-00-045-3299	18	8	5905-00-105-7767	15	14
5310-00-045-3299	19	2	5935-00-105-9807	9	5
5310-00-045-3299	22	2	5905-00-1104 196	9	12
5310-00.045-3299	23	2	5905-00-111-4738	24	17
5310-00-045-4007	4	33	5905-00-111-4756	9	16
5310-00-045-4007	5	16	5940-00-113-8184	9	
5310-00-045-4007	6	12	5940-00-113-8185	9	14
5310-00045-4007	8	7	5940-00-114-1305	19	
5310-00-045-4007	11	21	5940-00-114-1305	16	
5310-00-045-4007	11	27	5905-00-115-3565	19	22
5310-00-045-4007	13	12	5320-00-117-6376		8
5310-00-045-4007	15	25	5320-00-117-6376	19	5
5310-00-045-4007	16	20	5320-00-117-6376	9	4
662500-054-2038	4	15	2990-00-118-1589	4	8
5305-00-054-6658	2	11	2900-00-118-1590	10	11
5950-00-054-4127	13	4	5905-00-120-9152		13
6625-004055-9760	16	29	611040-133-9121	15	3
5306-00-056-3536	1	18	5905-00-141-0600	20	21
5305-00-059-4568	12	14	5905-00-141-1168	1	20
5310-00-061-1258	20	12	6645-00-151-5280	9	21
5305-00-063-3503	7	6	5310-00-158-4489	3	19
5305-00-063-3503	14	7	5310-00-158-4489	9	10
6625-00-065-5258	4	18	3110-00-158-8243	9	17
6625-00-065-5258	11	18	3110-00-158-8243	4	17
6625-00-065-5301	4	12	3110-00-158-8243	5	17
6625-00-065-5301	11	12	5310-00-167-0721	12	7
5930-00-065-5302	4	30	5310-00-167-0721	21	11
2910-00-065-6793	25	6	5310-00-167-0721	22	11
6625-00-065-8554	11	15	5310-00-167-0721	23	11
5305-00-068-0502	2	9	5310-00-167-0721	20	14
5305-00068-0502	5	9	5325-00-171-4688	21	9
5305-00-068-0502	16	3	5305-00-175-3230	22	5
5305-00468-0502	17	15	5305-00-175-3230	23	5
5305-00-068-0502	21	8	5305-00-175-3230	23	5
5305-00-068-0502	22	8	5305-00-175-3230	17	13
5305-00468-0502	24	6	5910-00-175-4633	21	23
5305-00-068-0505	1	14	5970-00-177-1756	22	18
2805-00-068-7512	20		6115-00-179-8326	23	20
5305-00-071-2510	18	3	5340-00-184-6023	25	14
5975-00-074-2072	7	8	5310-00-184-8970	16	20
5975-00-074-2072	19		5310-00-184-8970	12	11
5975-00-074-2072	19		5310-00-184-8970	15	6
6625-00078-6377	15	14	4730-00-189-3017	2	3

76 Change 3

SECTION III. NATIONAL STOCK NUMBER AND REFERENCE NUMBER INDEX

STOCK NUMBER	FIG.	ITEM	STOCK NUMBER	FIG.	ITEM
5940-00-191-3207	18	10	5340-00-445-1740	13	2
5940-00-181-3207	19	14	9905-00-450-1464	2	4
9905-00-197-1214	17	8	9905-40-450-1464	2	10
9905-00-197-1231	25	16	9905-00-450-1464	2	15
5905-00-203-5400	6	6	9905-00-450-590	8	6
5905-00-203-5400	13	6	9905-00-450-6590	8	13
5940-00-204-8966	8	8	9905-0-450-6590	2	17
4730-00-207-9260	2	4	9905-00-4506595	23	4
5340-00-224-7570	25	31	5961-00-451-7492	7	9
5305-00-225-3839	24	4	5307-00-453-9006	11	17
5305-00-225-3840	3	1	5307-00-453-9006	6	19
5306-00-225-8496	1	6	6115-00-454-7510	6	25
5306-00-225-8496	21	13	9905-00-455-9168	4	26
5306-00-225-8496	23	13	9905-00-455-9168	8	11
5306-00-225-8504	20	5	9905-00-455-9168	10	15
530-00-226-4823	22	13	2920-00-459-6685	10	14
5320-00-234-8574	10	3	5961-00-462-7165	24	9
5975-00-235-4635	5	14	6115-00-470-1297	5	1
5999-00-236-1868	8	8	9905-00-477-4131	41	4
5305-00-245-9662	19	13	9905-00-477-4131	25	11
5905-00-252-1673	9	18	9905-00-477-4131	4	17
5305-00-253-5604	6	7	9905-0-477-4137	14	25
5305-00-253-5604	13	7	5940-00-477-9967	24	5
5305-00-253-5614	4	40	5940-00-477-9967	15	12
5305-00-253-5614	5	25	6150-00-479-8773	12	16
5305-00-253-5614	5	27	2910-00-82-2373	9	25
5305-00-253-5614	11	24	61504-00489-0529	25	16
530500-253-5614	12	16	53404-089-8107	30	25
5305-00-253-5614	12	18	5310400-492-028	10	10
5305-00-253-5614	25	15	5310-00-492-028	12	17
9905-00-254-9239	5	28	5975-00-497-2158	9	14
5930-00-259-4646	4	24	4730-00-497-4281	1	2
5930-00-259-4646	11	3	5340-00-498-7078	9	4
5305-00-269-3214	20	11	5340-00-498-7078	9	10
5305-00-269-3214	25	28	5340-00-498-7078	8	15
5305-00-269-3216	1	4	5910-00-504-7418	7	5
5325-00-276-6228	8	8	5910400-504-7418	8	12
5325-00-276-6228	8	8	9905-00-509-8239	29	4
5910-00-280-9988	16	7	9905-00-509-8239	9	11
5910-00-280-9988	16	8	5930-00-538-5508	9	11
5325-00-282-7471	4	45	4720-00-540-1962	1	2
5325-00-282-7471	10	15	53100-550-1130	15	1
5325-00-282-7841	15	31	5310-00-550-1130	9	21
6115-00-299-0635	21	7	5920-00-556-0144	10	5
6115-00-299-0635	23	7	5355-00-556-0145	4	22
5306-00-299-0638	1	12	5355-00-5564-0145	4	25
6115-00-378-7450	10	7	5355-00-5564-0145	4	28
5310-00-383-3658	4	4	5355-00-556-0145	11	1
5310-00-383-3658	10	11	5355-00-5564-0145	11	4
5925-00-407-6520	4	39	5355-00-5564-0145	11	7
5925-00-407-6520	11	33	5355-00-5564-0145	15	9
5310-00-407-9566	21	14	594000-557-1629		19
5310-00-407-9566	22	14	5940)00-5574344		19
6115-00-418-4754	24	8	5310-00-559-0070	11	7
5961-00-421-3002	9	6	5935-00-564-1355	18	5
5325-00-432-9796	4	42	5310-00-577-5354	10	16
5325-00-432-9796	10	12	5320-00-582-3521	6	4
5325-00-432-9796	15	28	5320-00-582-3521	8	10

Change 3 77

SECTION III. NATIONAL STOCK NUMBER AND REFERENCE NUMBER INDEX

STOCK NUMBER	FIG.	ITEM	STOCK NUMBER	FIG.	ITEM
5320-00-582-3521	7	15	5310-00-765-3197	8	18
5310-00-582-5965	8	2	4730-00-767-2615	2	6
5310-00-582-5965	16	17	5310-00-768-0318	25	17
5310-00-582-5965	22	9	5310-00-773-7618	1	10
5310-00-582-5965	2	24	5310-00-788-0444	20	2
5310-00-582-5965	2	25	5330-00-797-3506	1	17
5310-00-584-5272	18	25	5320-00-800-5704	9	29
5310-00-595-7237	10	20	5365-00-804-7653	21	16
5310-00-596-7693	10	8	5365-00-804-7653	22	16
5310-00-616-3554	2	8	5365-00-804-7653	23	16
5920-00-617-8418	5	11	5365-00-808-2527	7	4
9905-00-623-7387	6	23	5365-00-808-2527	14	5
5305-00-632-2777	8	1	5310-00-809-4058	2	10
5305-00-637-1124	5	16	5310-00-809-4058	16	4
5310-00-637-9541	2	1	531040-809-4058	17	17
5310-00-637-9541	26	25	5310-00-809-4058	24	3
5905-00-643-5129	4	25	531000-809-4058	25	3
5905-00-643-5129	11	6	5310-00-809-8544	4	38
5905-00-643-5129	15	11	5310-00-809-8544	5	3
5320-00-655-4757	10	1	5310-00-809-8544	6	3
5310-00-656-0111	8	3	5310-00-809-8544	6	10
5310-00-456-0111	8	15	5310-00-809-8544	6	16
6115-00-658-0491	22	7	5310-00-809-8544	7	2
6115-00-658-0519	22		5310-00-809-86544	11	32
5930-00-659-2672	6	13	5310-00-809-8544	12	3
5930-00-659-2672	13	13	5310-00-809-8544	13	3
5310-00-809-8544	13	10			
5115-00-659-2786	12	4	531060-809-8544	13	16
5125-00-659-2935	19	4	531000-809-8544	14	3
5925-00-682-0742	11	29	5310-00-809-8544	16	28
5950-00-682-9743	6	5	5310-00-809-8544	18	9
5950-00-682-9743	13	5	5310-00-809-8544	19	3
5310-00-682-5930	18	2	5310-00-809-8544	19	12
5961-00-712-5578	8	20	4730-0-812-1333	2	5
5940-00-718-1721	9	10	5940-00-813-0698	19	
5310-00-720-8394	5	21	6145-00814-8127	8	8
5310-00-720-8394	12	12	5310-00-822-8525	4	43
5961-00-724-5970	21	18	5310-00-822-8525	10	13
5961-00-724-5970	22	18	5310-00-822-8525	15	29
5961-00-724-5970	23	18	5325-00-8286276	7	5
5310-00-725-8267	25	27	5325-00-8286276	14	6
5975-00-725-5153	8	8	5325-00-828-6276	19	9
6145-00-729-9264	8	8	5910-0-832-5026	9	31
5961-00-730-3284	9	11	5310-00-836520	4	10
5310-00-732-0558	1	1	5310-00-838-3520	4	13
5310-00-732-0558	25	25	5310-00-436-3520	4	16
5935-00-755-2896	8	8	5310-00-836-3520	4	19
6115-00-758-9239	21	1	5310-00-836-3520	11	10
5310-00-761-6882	2	7	5310-0-836-3520	11	13
5310-00-761-6882	5	5	5310-00-836-3520	11	16
5310-00-761-6882	12	5	5310-00-836-3520	15	12
5310-00-761-6882	16	1	5310-00-36-3520	15	15
5310-00-761-6882	18	1	5310-00-836-3520	15	18
5310-00-761-6882	24	1	5310-0-836-3520	15	21
5310-00-761-6882	25	1	6145-00-838-6612	8	8
5310-00-761-6882	25	10	6145-00-8386613	8	8
5645-00-762-7452	11	23	5305-00-840-5938	17	1
5110-00-764-7621	7	12	5305-00-40-5938	17	3
5310-00-765-3197	8	11	5305-00-840-5938	17	5

78 Change 3

SECTION III. NATIONAL STOCK NUMBER AND REFERENCE NUMBER INDEX

STOCK NUMBER	FIG.	ITEM	STOCK NUMBER	FIG.	ITEM
5305-00-840-5938	17	7	6115-00-949-7814	21	12
5310-00-845-7769	4	44	6115-00-949-7814	22	12
5310-00-845-7769	10	14	6115-00-949-7814	23	12
5310-00-845-7769	15	30	5961-00-950-6577	9	25
6145-00-849-5915	8	8	5940-00-952-2827	25	12
6145-00-851-0897	8	8	5961-00-957-4865	9	8
4720-00-857-1732	2	11	6150-00-957-7722	25	24
6115-00-859-2410	21	15	5940-00-958-0349	5	22
6115-00-859-2410	22	15	5940-00-958-0349	12	13
6115-00-859-2410	23	15	5340-00-958-0357	25	19
5905-00-879-3635	9	30	5940-00-958-1214	16	16
5320-00-879-6606	4	1	5325-00-958-4293	17	10
5320-00-879-6606	15	1	5325-00-958-4293	19	7
5310-00-880-7744	20	3	5305-00-958-5451	5	13
6145-00-881-8177	8	8	5305-00-958-5477	5	23
5910-00-882-0556	12	7	5305-00-958-5477	18	24
5310-00-889-2527	1	7	2990-40-961-1177	1	13
5310-00-88-2527	20	4	2990-00-981-1183	1	16
5310-00-889-2528	3	2	2990-00-961-1184	1	16
5310-00-889-2528	5	6	5925-00-961-1202	15	27
5310-00-889-2528	12	6	5340-00-964-2555	18	22
5310-00-889-2528	25	11	5925-00-966-5836	4	35
5303-00-889-2999	8	4	5305-00-978-9395	20	9
5305-00-889-3000	8	6	5310-00-9826600	16	11
5305-00-889-3001	6	11	5940-40-983-6100	7	3
5305-00-889-3001	8	17	5940-00-983-6100	14	4
5305-00-889-3001	13	11	5305-00-983-730	4	20
5962-00-890-0784	9	3	5305-00-983-6730	4	11
5961-00-901-5812	18	6	5305-00-983-6730	4	14
6115-00-903-4147	7	9	5305-00-983-6730	4	17
2910-00-904-2645	25	5	5305-00-983-6730	11	11
5310-00-913-5474	16	9	5305-00-983-6730	11	14
4710-00-925-6931	2	2	5305-00-983-6730	11	17
4820-00-925-7374	2	15	5305-00-983-6730	15	13
5970-00-929-5627	16	18	5305-00-983-6730	15	16
5310-00-929-6395	2	12	5305-00-983-6730	15	19
5340-00-930-3386	21	3	5305-00-983-6730	15	22
5340-00-930-3386	22	3	6115-00-984-4740	19	
5340-00-930-3386	23	3	6115-00-984-4744	19	
5340-00-931-0382	8	19	6680-00-984-4745	15	20
5310-00-934-9739	8	1	5305-00-984-4984	4	32
5310-00-934-9739	5	15	5305-00-984-4984	11	26
5310-00-934-9747	6	9	5305-00-984-4988	5	17
5310-00-934-9747	11	20	5305-00-984-4968	11	22
5310-00-934-9747	13	9	5305-00-984-4988	15	24
5310-00-934-9747	16	19	5305-00-984-4992	16	17
5310-00-934-9747	8	9	5305-00-984-6191	21	1
5310-00-934-9757	16	30	5305-00-984-6191	21	2
5310-00-934-9757	19	10	5305-00-984-6191	22	1
5310-00-934-9758	25	21	5305-00-984-6191	23	1
5940-00-936-2259	18	11	5305-00-984-6193	5	1
5940-00-936-2259	19	15	S305-00-984-6193	6	1
6115-00-937-2059	23		5305-00-984-6193	12	1
6115-00-940-0175	5	4	5305-00-984-6193	13	1
6110-00-946-8185	10		5305-00-984-6193	19	1
5340-00-974-3738	25	4	5305-00-984-6194	4	36
6115-00-949-0604	22	4	5305-00-984-6194	6	14

SECTION III. NATIONAL STOCK NUMBER AND REFERENCE NUMBER INDEX

STOCK NUMBER	FIG.	ITEM	STOCK NUMBER	FIG.	ITEM
5305-00-964-6194	7	10	9905-01-066-3081	22	6
5305-00-984-6194	11	30	9905-01-071-2824	10	4
5305-00-984-6194	13	14	5905-01-084-9136	9	15
5305-00-984-6194	16	26	6115-01-090-2791	4	7
5305-00-984-6196	18	7	5305-01092-8685	8	12
5305-00-984-6199	7	1	6150-01-095-4581	16	13
5305-00-984-6199	14	1	9905-01-096-5675	5	12
5305-00-984-6212	25	23	5950-01-1044342	8	13
5310-00-984-7042	1	9	5950-01-105-4315	8	16
5305-00-988-1724	12	9	5320-01-109-1381	8	14
5340-00-994-1632	25		5999-01-112-0482	18	12
6115-00-997-9769	23	7	5970-01-112-8692	18	5
6115-00-999-5675	21		5999-01-126-4660	17	19
9905-00-013-6084	15	3	6115-01-135-3413	17	14
9905-01-013-6086	4	3	9905-01-135-4327	8	21
5306-01-021-0607	20	6	6115-01-107-3006	4	
2910-01-030-8874	25	7	6110-01-141-7515	7	13
5306-01-034-2581	22	10	5999-01-1420548	9	26
5306-01-034-2581	23	10	6110-01-144-7988	19	16
9905-01-038-7439	21	6	9905-01-145-4518	17	6
2805-01-045-9735	20	1	6110-01-150-0735	10	
5340-01-047-1900	7	17	9905-01-150-2937	12	19
5340-01-047-1900	13	17	6110-01-152-4608	14	11
5950-00-054-4127	6	4			
5910-01-060-9517	16	33			

PART NUMBER	FSCM	FIG. NO.	ITEM NO.	PART NUMBER	FSCM	FIG. NO.	ITEM NO.
AN816-3	88044	2	15	MS21318-2	96906	6	7
CA32KFB504	81349	16	7	MS21318-2	96906	13	7
CA32KFB504	81349	16	8	MS21318-20	96906	4	40
CA36KFW104	81349	5	7	MS21318-20	96906	5	25
CA36KFW104	81349	12	8	MS21318-20	96906	5	27
CA37KFW104	81349	12	7	MS21318-20	96906	11	24
CA37KFW104	97403	5	8	MS21318-20	96906	12	16
FHN20G	81349	5	10	MS21318-20	96906	12	18
F06R250V15A	81349	5	11	MS21318-20	96906	25	15
G54-4	57771	9	1				
JAN1N1204A	81349	21	16	MS24693S50	96906	7	6
JAN1N1204A	81349	22	18	MS24693S50	96906	14	7
JAN1N1204A	81349	23	18	MS25002-1	96906	14	30
JAN1N3826A	81349	9	25	MS25002-2	96906	4	24
MIL-M-27267	75377	2	11	MS25002-2	96906	11	3
MIL-T-55155/12	81349	9	10	MS25036-101	96906	19	
MILW16878/1 TYPE 818/ORANGE	81349	8	8	MS25036-101	96906	21	9A
MILW1687&1 -TYPEB 18-97	81349	8	8	MS25036-101	96906	22	9
MILW168781-18-	81349	8	8	MS25036-101	96906	23	9
MILW16878/1-18-4	81349	8	8	MS25036-102	96906	8	8
MILW1687&118-5	81349	8	8	MS25036-116	96906	19	
MILW16878/1-18-	81349	8	8	MS25036-116	96906	19	
MILW16878/1-18-7	81349	8	8	MS25036-120	96906	19	
MILW16878/1TYPEB1 18BROWN	81349	8	8	MS25036-120	96906	23	11
MILW16878/1TYPEB/GRAY	81349	8	8	MS25036-149	96906	19	
MILW16878/1 TYPEB1 8/RED	81349	8	8	MS25036-150	96906	19	
MS15795-510	96906	5	21	MS25036-151	96906	16	14
MS15795-510	96906	12	12	MS25036-156	96906	21	9
MS15795-518	96906	16	11	MS27053	96906	2	1 2
MS15795-703	96906	8	3	MS27183-10	96906	16	4
MS15795-703	96906	8	15	MS27183-10	96906	17	17
MS15795-814	96906	1	10	MS27183-10	96906	24	3
MS16535-154	96906	4	1	MS27183-10	96906	25	3
MS 16535-154	96906	15	1	MS27183-14	96906	1	3
MS16535-64	96906	9	29	MS27183-14	96908	25	29
MS16624-1078	96906	21	14	MS27183-41	96906	8	11
MS16624-1078	96906	22	16	MS27183-41	96906	8	18
MS16624-1078	96906	23	16	MS27183-6	96906	4	34
MS 1687/1-18-91	96906	8	8	MS27183-6	96906	11	28
MS16997-100	96906	20	9	MS27183-6	96906	15	26
MS17821-1-9	96906	14	9	MS27183-6	96906	16	21
MS20426A3-4	96906	10	1	MS27183-7	96906	4	38
MS20426B3-4	96906	4	8	MS27183-7	96906	5	3
MS2042684-4	96906	10	5	MS27183-7	96906	6	3
MS2042684-4	96906	15	4	MS27183-7	96906	6	10
MS20470A4-5	96906	10	3	MS27183-7	96908	6	16
MS20600B4W3	96906	4	6	MS27183-7	96906	7	2
MS20600B4W3	96906	10	8	MS27183-7	96906	11	32
MS20600B4W3	96906	15	7	MS27183-7	96906	12	3
MS20823-3B	96906	2	3	MS27183-7	96906	13	3
MS20913-1K	96906	25	8	MS27183-7	96906	13	10
MS21318-14	96906	21	6	MS27183-7	96906	14	3
MS21318-14	96906	22	6	MS27183-7	96906	16	28
MS21318-14	96906	23	5	MS27183-7	96906	18	9
MS21318-14	96906	25	13	MS27183-7	96906	19	3
MS21318-19	96906	17	1	MS27183-7	96906	19	12
MS21318-19	96906	17	3	MS28053-6	96906	11	23
MS21318-19	96906	17	5	MS3100R20-27P	96906	8	8
IMS21318-19	96906	17	7	MS3367-1-9	96906	7	8

TM 5-6115-271-24P
T.O. 35C2-3-386-4
SL-4-05926A

PART NUMBER	FSCM	FIG. NO.	ITEM NO.	PART NUMBER	FSCM	FIG. NO.	ITEM NO.
MS3367-1-9	96906	19		MS35333-40	96906	21	9
MS3367-1-9	96906	19		MS35333-40	96906	23	14
MS3367-4-9	96906	8	8	MS35333-41	96906	20	7
MS35190-239	96906	5	13	MS35333-41	96906	21	22
MS35190-253	96906	12	14	MS35333-41	96906	22	24
MS35190-254	96906	12	14	MS35333-41	96906	23	24
MS35190-254	96906	5	23	MS35333-41	96906	23	24
MS35190-254	96906	16	24	MS35333-42	96906	20	10
MS35190-256	96906	19	13	MS35335-29	96906	8	2
MS35206-217	96906	8	4	MS35335-31	96906	8	10
MS35206-218	96906	4	20	MS35338-101	96906	5	20
MS35206-218	96906	4	11	MS3533-101	96906	12	11
MS35206-218	96906	4	14	MS35338-105	96906	16	10
MS35206-218	96906	4	17	MS35338136	96906	2	12
MS35206-218	96906	11	11	MS35338-141	96906	1	9
MS35206-218	96906	11	14	MS35338-41	96906	4	33
MS35206-218	96906	11	17	MS35338-41	96906	5	16
MS35206-218	96906	15	13	MS35338-41	96906	6	12
MS35206-218	96906	15	13	MS35338-41	96906	8	7
MS35206-218	96906	15	19	MS3533F41	96906	11	21
MS35206-218	96906	15	22	MS35338-41	96906	11	27
MS35206-227	96906	4	32	MS35338-41	96906	13	12
MS35206-227	96906	11	26	MS35338-41	96906	15	25
MS35206-228	96906	5	17	MS35338-41	96906	16	20
MS35206-228	96906	11	22	MS3533842	96906	4	37
MS35206-228	96906	15	24	MS35338-42	96908	5	2
MS35206-230	96906	8	6	MSs353342	96906	6	2
MS35206-231	96906	6	11	MS35338-42	96906	6	15
IS35206-231	96906	8	17	MS3533-42	96906	11	31
dS35206-231	96906	13	11	MS35338-42	96906	12	2
MS35206-232	96906	16	17	MS35338-42	96906	13	2
MS35206-242				MS35338-42	96906	14	2
MS35206-243	96906	21	1	MS35338-42	96906	168	31
MS35206-243	96906	21	2	MS35338-42	96906	18	8
MS35206-243	96906	22	2	MS3533842	96906	19	2
MS35206-243	96906	23	1	MS35338-42	96906	21	4
MS35206-245	96906	6	1	MS35338-42	96906	22	3
MS35206-245	96906	12	1	MS35338-42	96906	23	3
MS35206-245	96906	13	1	MS35338-42	96906	13	15
MS35206-245	96906	19	1	MS35338-42	96906	13	16
MS35206-246	96906	4	36	MS35338-44	96906	2	8
MS35206-246	96906	6	14	MS3533844	96906	17	18
MS35206-248	96906	7	10	MS35338-44	96906	22	14
MS35206-246	96906	11	30	MS35338-44	96906	24	2
MS35206-246	96906	16	26	MS35338-44	96906	25	2
MS35206-246	96906	13	14	MS35338-45	96906	21	20
MS35206-248	96906	18	7	MS35338-45	96906	22	22
MS35206-251	96906	7	1	MS35338-46	96906	1	2
MS35206-251	96906	14	1	MS3533846	96906	25	26
MS35206-265	96906	25	23	MS35338-48	96906	25	18
MS35206-280	96906	12	9	MS35340-44	96906	18	2
MS35206-455	96906	8	12	MS35340-44	96906	17	9
MS35214-4 96906		16	5	MS35489-68	96906	7	5
MS35307-358	96906	1	8	MS35489-68	96906	14	6
MS35333-106	96906	16	6	MS35448-68	96906	19	9
MS35333-113	96906	16	15	MS35489-9	96906	8	8
MS35333-38	96906	7	11	MS35489-9	96906	8	8
MS35333-4	96906	1	15	MS35649-202	96906	25	21
				MS35649-225T	96906	5	19

PART NUMBER	FSCM	FIG. NO.	ITEM NO.	PART NUMBER	FSCM	FIG. NO.	ITEM NO.
MS35649-2255T	96906	12	10	MS90725-66	96906	1	4
MS35649-242	96906	8	1	MS90725-7	96906	3	1
MS35649-262	96906	5	15	MS90725-8	96906	24	4
MS35649-262	96906	6	9	MS90726-5	96906	1	14
MS35649-262	96906	11	20	MS91528-1K2B	96906	4	22
MS35649-262	96906	13	9	MS91528-1K2B	96906	4	25
MS35649-262	96906	16	19	MS91528-1K2B	96906	4	28
MS35649-282	96906	8	9	MS91528-1IK2B	96906	11	1
MS35649-282	96906	16	30	MS91528-1K2B	96906	11	4
MS35649-282	96906	19	10	MS91528-1 K2B	96906	11	7
MS35650-304	96906	1	12A	MS91528-1K2B	96906	15	9
MS35823-1A	96906	4	9	M16878/1-18-92	96906	8	8
MS35823-1A	96906	10	9	M168781-18-93	96906	8	8
MS35823-1A	96906	15	8	M16878/1-18-94	96906	8	8
MS35914-109	96906	25		M1687&1-18-95	96906	8	8
MS45904-0	96906	25	22	M16878/1-18-96	96906	8	8
MS45904-68	96906	3	2	M22-03-00191FD	81349	4	27
MS45904-68	96906	3	6	M22-03-00191FD	81349	11	6
MS4590448	96906	12	6	M22-03-00191FD	81349	15	11
MS45904-68	96906	25	11	MS24066-1-107	81349	9	28
MS45904-72	96906	1	7	MS240661-1-08	81349	9	27
MS45904-72	96906	20	4	M24243/4-A403	81349	8	14
MS45904-76	96906	20	12	M39006)01-3072	81349	16	23
MS51096-334	96906	22	23	M39006-9-8403	81349	16	33
MS51096-334	96906	23	23	M39014/0242-77	81349	9	4
MS51096-334	96906	21	10	M39014/02-0267	81349	9	5
MS51937-2	96906	1	18	M3971-2-5	81349	4	21
MS51957-34	96906	2	11	M3971/1-5	81349	15	23
MS51967-14	96906	25	17	NAS1099-6	80205	25	27
MS51967-2	96906	2	7	NAS1301C10-8	80205	4	5
MS51967-2	96906	5	5	NAS1301C10-8	80205	10	6
MS51967-2	96906	12	5	NAS1301C10-8	80205	15	5
MS51967-2	96906	16	1	NAS1397P6N	80205	16	22
MS51967-2	96906	18	1	NAS43DD3-40	80205	7	4
MS51967-2	96906	24	1	NAS43DD3-40	80205	14	5
MS51967-2	96906	25	1	RCR07G274JM	81349	9	13
MS51967-2	96906	25	10	RCR07G474JM	81349	9	14
MS51967-5	96906	20	3	RCR07G624JM	81349	9	18
MS51967-8	96906	1	1	RCR20G102JM	81349	9	12
MS35969-5	96906	25	25	RCR20G1 52JM	81349	9	17
MS90725-5	96906	16	3	RCR20G222JM	81349	9	20
MS907256	96906	2	9	RCR20G243JS	81349	9	16
MS90725-6	96906	5	9	RCR20G333JM	81349	9	19
MS907256	96906	16	3	RCR20G822JM	81349	9	21
MS90725-	96906	17	15	RCR32G821JS	81349	9	22
MS907256	96906	21	11	RC42GF102JM	81349	9	23
MS90725-6	96906	22	13	RJ12FY504	81349	9	15
MS90725-6	96906	23	13	RWR74S2490FR	81349	6	6
MS90725-6	96906	24	6	RWR74S2490FR	81349	13	6
MS90725-13	96906	18	3	RW67V102	81349	9	30
MS90725-29	96906	22	21	IN3086	07688	18	6
MS90725-31	96906	1	6	IN3086R	80131	18	6
MS90725-31	96906	21	19	IN5297	04713	9	7
MS90725-31	96906	23	2 1	13206E0000	97403	20	
MS90725-40	96906	20	5	13206E1425	97403	20	2
MS90725-4	96906	20	11	13208E75757	97403	6	8
MS90725-64	96906	25	28				

TM 5-6115-271-24P
T.O. 35C2-3-386-4
SL-4-05926A

PART NUMBER	FSCM	FIG. NO.	ITEM NO.	PART NUMBER	FSCM	FIG. NO.	ITEM NO.
13208E5757	97403	13	8	13211E6905	97403	4	12
13208E5757	97403	17	2	13211E6905	97403	11	12
13208E5764	97403	4	26	13211E6919	97403	4	18
13208E5764	97403	11	8	13211E6919	97403	11	18
13208E5764	97403	15	10	13211E6992-1	97403	4	15
13208E5768	97403	2	15	13211E6992-2	97403	11	15
13208E5771	97403	5	12	13212E8933	97403	12	4
13208E5791	97403	17	11	13212E9780	97403	5	14
13208E5791	97403	19	6	13213E4062	97403	21	
13208E5795	97403	17	8	13213E4067	97403	4	2
13208E5798	97403	18	4	13213E4067	97403	10	2
13208E5799	97403	25	16	13213E4067	97403	15	2
13208E5820-1	97403	16	16	13213E4072	97403	25	20
13208E5820-2	97403	5	22	13213E4073	97403	21	5
13208E5820-2	97403	12	13	13213E4073	97403	22	6
13208E5820-3	97403	25	12	13213E4074	97403	21	17
13208E5821	97403	25	30	13213E4074	97403	22	19
13208E5822	97403	25	31	13213E4074	97403	21	10
13208E5823-1	97403	25	4	13213E4076	97403	21	10
13208E5834	97403	25	6	13213E4076	97403	23	7
13208E5837	97403	6	5	13213E4078	97403	21	23
13208E5837	97403	13	5	13213E4078	97403	22	25
13208E5838-1	97403	4	35	13213E4078	97403	23	12
13208E5839	97403	1	13	13213E4079	97403	21	23
13208E5841	97403	5	26	13213E4080	97403	22	8
13208E5841	97403	12	17	13213E4080	97403	23	8
13208E5844	97403	1	16	13213E4088	97403	4	23
13208E5845	97403	4	42	13213E4088	97403	11	5
3208E5845	97403	10	12	13213E4089	97403	4	29
s3208E5845	97403	15	28	13213E4089	97403	11	2
13208E5864	97403	1	16	13213E4091	97403	6	13
13208E5847	97403	25	19	13213E4097	97403	21	15
13208E5848	97403	4	39	13213E4097	97403	22	15
13208E5848	97403	11	33	13213E4097	97403	23	15
13208E5851	97403	1	11	13213E4099	97403	22	
13208E5853-1	97403	25	24	13213E4101	97403	22	1
13208E5865	97403	15	27	13213E4102	97403	22	12
13208E5868	97403	18	10	13213E4106	97403	23	
13208E5868	97403	19	14	13213E4107	97403	23	1
13208E5886	97403	25	32	13213E4108	97403	23	10
13208E5887	97403	1	5	13213E4114	97403	18	11
13208E5889	97403	20	8	13213E4114	97403	19	15
13208E5906	97403	2	2	13213E4124-3	97403	19	5
13208E5935	97403	18	5	13213E4128	97403	6	4
13208E8535	97403	15	14	13213E4128	97403	13	4
1321E4261	97403	19	8	13213E4143	97403	1	12
13211E4861	97403	11	9	13213E4144	97403	1	12b
13211E4849	97403	4	31	13213E4145	97403	1	12c
13211E4849	97403	11	19	13213E4148	97403	23	10
13211E4854-3	97403	10	10	13213E4169	97403	10	4
13211E4854-3	97403	17	12	13213E4170	97403	22	18
13211Es004	97403	15	20	13213E4222	97403	21	20
13211E6730	97403	25	14	13213E4222	97403	23	20
13211E6888-1	97403	4	41	13213E4228	97403	21	4
13211E6888-1	97403	11	25	13213E4228	97403	22	4
13211E6888-1	97403	17	4	13213E4228	97403	23	3
13211E6901	97403	5	4	13213E4230-1	97403	14	13
13213E4230-12	97403	14	18				

84 Change 3

PART NUMBER	FSCM	FIG. NO.	ITEM NO.	PART NUMBER	FSCM	FIG. NO.	ITEM NO.
13213E4230-13	97403	14	19	13216E5869	97403	2	13
13213E4230-17	97403	14	20	13216E5869	97403	2	13
13213E4230-2	97403	14	14	13216E5870	97403	10	
13213E4230-3	97403	14	15	13216E5872	97403	14	10
13213E4230-4	97403	14	16	13216E5875	97403	20	6
13213E4230-6	97403	14	12	13217E1777	97403	7	13
13213E4230-7	97403	14	17	13217E1778	97403	4	7
13213E4233	97403	16	12	13217E1779	97403		4
13213E4235	97403	15	3	13217E1780	97403	19	16
13213E4237	97403	19	4	13217E1781	97403	15	6
13213E4238	97403	18	12	13217E1782	97403	15	
13213E4239	97403	17	19	13217E3698	97403	9	24
13213E4248	97403	16	13	13217E3700	97403	8	20
13213E4249	97403	23	7	13217E3701	97403	9	3
13213E4250	97403	16	25	13217E3708	97403	9	26
13213E4254	97403	19		13217E6402-10	97403	4	4
13213E4256	97403	24	8	13217E6402-10	97403	10	11
13213E4257	97403	19		13218E0182-23	97403	2	6
13213E4258	97403	25	20	13218E0182-25	97403	2	4
13213E4259-1	97403	19		13218E7063	97403	10	7
13213E4259-2	97403	19		13218E7064	97403	10	
13213E4259-3	97403	19		13218E7065	97403	14	11
13213E4259-4	97403	19		13219E0883	97403	7	12
13213E4259-5	97403	19		13219E0884	97403		9
13213E4260	97403	24	5	13219E0885	97403	9	32
13213E4262	97403	17	14	13219E0888	97403	8	5
13213E4263	97403	17	18	13219E0888	97403	8	8
13213E4264	97403	16	29	13219E0889	97403	8	23
13213E4265	97403	17	13	13219E0890	97403	8	13
13213E4266	97403	17	13A	13219E0891	97403	8	8
13213E4266	97403	19	5	13219E0893	97403	8	16
13213E5162	97403	4	43	13219E0893	97403	9	2
13213E5162	97403	10	13	13219E0894	97403	8	16
13213E5162	97403	15	29	13219E0895	97403	8	19
13213E5164	97403	4	45	13219E0897	97403	9	8
13213E5164	97403	10	15	13219E1000	97403	9	9
13213E5164	97403	15	31	13219E1001	97403	9	6
13214E0115	97403	25	5	13219E1002	97403	9	11
13214E6023	97403	23	6	13219E1003	97403	9	31
13214E6024	97403	21	15	13219E1039	97403	8	21
13214E6024	97403	22	17	13219E3810	97403	20	1
13214E6024	97403	23	17	13220E8321	97403	4	44
13214E6027	97403	21	7	13220E8321	97403	10	14
13214E9580	97403	22	7	13220E8321	97403	15	30
13214E1937	97403	4	8	213E4091	97403	13	13
13214E1938	97403	6	17	2500-38	07556	8	8
13214E1938	97403	13	17	39135	81349	14	4
13214E1941	97403	7	9	391B5	81349	7	3
13214E1942	97403	5	24	41015	75015	5	11
13214E1942	97403	12	15	51144-1800	78189	4	10
13216E1944	97403	3	3	511-04-1800	78189	4	18
13216E3903	97403	25	9	511-04-1800	78189	4	19
13216E3904	97403	25	7	511-04-1800	78189	11	10
13216E3909	97403	7	7	511-04-1800	78189	11	18
13216E3909	97403	14	8	511-04-1800	78189	15	12
13216E3987	97403	16	18	511-04-1800	78189	15	15
13216E5868	97403	2	14	51104-1800	78189	15	18

TM 5-6115-271-24P
 T.O. 35C2-3386-4
 SL-405926A

PART NUMBER	FSCM	FIG. NO.	ITEM NO.	PART NUMBER	FSCM	FIG. NO.	ITEM NO.
511-04-1800	78189	15	21	73-0506-8	30554	17	6
511-04-1800	78189	11	13	73-506-9	30554	12	19
69-539	30554	2	5	73-0506-21	30554	5	28
69-691	30554	5	18	82-11-140-17	94222	17	10
72-170-1RMG	74193	11	29	82-11-140-17	94222	19	7
73-0506-7	30554	5	28	87-500-2	30554	2	1
				9786E50-2	02978	1	17
86 Change 3							

By Order of the Secretaries of the Army, and the Air Force:

Official:

R. L. DILWORTH
Brigadier General, United States Army
The Adjutant General

JOHN A. WICKHAM, JR.
General, United States Army
Chief of Staff

Official:

EARL T. O'LOUGHLIN
General, USAF, Commander, Air Force
Logistics Command

CHARLES A. GABRIEL, General USAF
Chief of Staff

GEORGE B. CRIST
Lieutenant General, USMC
Deputy Chief of Staff for Installations and Logistics

DISTRIBUTION:

To be distributed in accordance with DA Form 12-25A, Unit, Direct Support and General Support Maintenance requirements for Generator Set, Gas Driven, 120/208V, 120/240V, 28V DC, 3KW, 60/400HZ, 3PH (MEP-016A, MEP-021A, MEP-026A).



THEN... JOT DOWN THE DOPE ABOUT IT ON THIS FORM, CAREFULLY TEAR IT OUT, FOLD IT AND DROP IT IN THE MAIL!

SOMETHING WRONG WITH THIS PUBLICATION?

FROM: (PRINT YOUR UNIT'S COMPLETE ADDRESS)

PFC JOHN DOE
COA, 3d ENGINEER BN
FT. LEONARDWOOD, MO 63108

DATE SENT

PUBLICATION NUMBER
TM 5-6115-271-24P

PUBLICATION DATE
29 May 1987

PUBLICATION TITLE
Generator Set, Gasoline Engine
Driven, Skid Mtd, Tubular Frame

BE EXACT... PIN-POINT WHERE IT IS

PAGE NO.	PARA-GRAPH	FIGURE NO.	TABLE NO.
6	2-1 a		
B1		4-3	
125	line 20		

IN THIS SPACE TELL WHAT IS WRONG AND WHAT SHOULD BE DONE ABOUT IT:

In line 6 of paragraph 2-1a the manual states the engine has 6 cylinders. The engine on my set only has 4 cylinders. Change the manual to show 4 cylinders.

Callout 16 on figure 4-3 is pointing at a bolt. In key to figure 4-3, item 16 is called a shim - Please correct one or the other.

I ordered a gasket, item 19 on figure B-16 by NSN 2 910-00-762-3001. I got a gasket but it doesn't fit. Supply says I got what I ordered, so the NSN is wrong. Please give me a good NSN

PRINTED NAME, GRADE OR TITLE, AND TELEPHONE NUMBER

JOHN DOE, PFC (268) 317.7111

SIGN HERE:

JOHN DOE

TEAR ALONG PERFORATED LINE

FILL IN YOUR
UNIT'S ADDRESS

FOLD BACK

DEPARTMENT OF THE ARMY

OFFICIAL BUSINESS
PENALTY FOR PRIVATE USE \$300

POSTAGE AND FEES PAID
DEPARTMENT OF THE ARMY
DOD 314



TEAR ALONG PERFORATED LINE

COMMANDER
U S ARMY TROOP SUPPORT COMMAND
ATTN: AMSTR-MCTS
4300 GOODFELLOW BOULEVARD
ST. LOUIS, MO 63120-1798

FILL IN YOUR
UNIT'S ADDRESS

FOLD BACK

DEPARTMENT OF THE ARMY

OFFICIAL BUSINESS
PENALTY FOR PRIVATE USE \$300

POSTAGE AND FEES PAID
DEPARTMENT OF THE ARMY
DOD 314



TEAR ALONG PERFORATED LINE

COMMANDER
U S ARMY TROOP SUPPORT COMMAND
ATTN: AMSTR-MCTS
4300 GOODFELLOW BOULEVARD
ST. LOUIS, MO 63120-1798

RECOMMENDED CHANGES TO EQUIPMENT TECHNICAL PUBLICATIONS



THEN... JOT DOWN THE DOPE ABOUT IT ON THIS FORM. CAREFULLY TEAR IT OUT. FOLD IT AND DROP IT IN THE MAIL!

SOMETHING WRONG WITH THIS PUBLICATION?

FROM: (PRINT YOUR UNIT'S COMPLETE ADDRESS)

DATE SENT

PUBLICATION NUMBER

TM 5-6115-271-24P

PUBLICATION DATE

29 May 1987

PUBLICATION TITLE

Generator Set, Gasoline Engine Driven, Skid Mtd., Tubular Frame

BE EXACT... PIN-POINT WHERE IT IS

PAGE NO.	PARA-GRAPH	FIGURE NO.	TABLE NO.

IN THIS SPACE TELL WHAT IS WRONG AND WHAT SHOULD BE DONE ABOUT IT:

TEAR ALONG PERFORATED LINE

PRINTED NAME, GRADE OR TITLE, AND TELEPHONE NUMBER

SIGN HERE:

DA FORM 2028-2
1 JUL 79

PREVIOUS EDITIONS ARE OBSOLETE.
DRST5-M Overprint 2, 1 Nov 80.

P.S.--IF YOUR OUTFIT WANTS TO KNOW ABOUT YOUR RECOMMENDATION MAKE A CARBON COPY OF THIS AND GIVE IT TO YOUR HEADQUARTERS.

FILL IN YOUR
UNIT'S ADDRESS

FOLD BACK

DEPARTMENT OF THE ARMY

OFFICIAL BUSINESS
PENALTY FOR PRIVATE USE \$300

POSTAGE AND FEES PAID
DEPARTMENT OF THE ARMY
DOD 314



TEAR ALONG PERFORATED LINE

COMMANDER
U S ARMY TROOP SUPPORT COMMAND
ATTN: AMSTR-MCTS
4300 GOODFELLOW BOULEVARD
ST. LOUIS, MO 63120-1798

RECOMMENDED CHANGES TO EQUIPMENT TECHNICAL PUBLICATIONS



THEN... JOT DOWN THE DOPE ABOUT IT ON THIS FORM, CAREFULLY TEAR IT OUT, FOLD IT AND DROP IT IN THE MAIL!

SOMETHING WRONG WITH THIS PUBLICATION?

FROM: (PRINT YOUR UNIT'S COMPLETE ADDRESS)

DATE SENT

PUBLICATION NUMBER

TM 5-6115-271-24P

PUBLICATION DATE

29 May 1987

PUBLICATION TITLE

Generator Set, Gasoline Engine Driven, Skid Mtd, Tubular Frame

BE EXACT... PIN-POINT WHERE IT IS

PAGE NO

PARA-GRAPH

FIGURE NO

TABLE NO

IN THIS SPACE TELL WHAT IS WRONG AND WHAT SHOULD BE DONE ABOUT IT:

TEAR ALONG PERFORATED LINE

PRINTED NAME, GRADE OR TITLE, AND TELEPHONE NUMBER

SIGN HERE:

DA FORM 2028-2
1 JUL 79

PREVIOUS EDITIONS ARE OBSOLETE.
DRSTS-M Overprint 2, 1 Nov 80.

P.S.--IF YOUR OUTFIT WANTS TO KNOW ABOUT YOUR RECOMMENDATION MAKE A CARBON COPY OF THIS AND GIVE IT TO YOUR HEADQUARTERS.

FILL IN YOUR
UNIT'S ADDRESS

FOLD BACK

DEPARTMENT OF THE ARMY

OFFICIAL BUSINESS
PENALTY FOR PRIVATE USE \$300

POSTAGE AND FEES PAID
DEPARTMENT OF THE ARMY
DOD 314



TEAR ALONG PERFORATED LINE

COMMANDER
U S ARMY TROOP SUPPORT COMMAND
ATTN: AMSTR-MCTS
4300 GOODFELLOW BOULEVARD
ST. LOUIS, MO 63120-1798

The Metric System and Equivalents

Linear Measure

1 centimeter = 10 millimeters = .39 inch
 1 decimeter = 10 centimeters = 3.94 inches
 1 meter = 10 decimeters = 39.37 inches
 1 dekameter = 10 meters = 32.8 feet
 1 hectometer = 10 dekameters = 328.08 feet
 1 kilometer = 10 hectometers = 3,280.8 feet

Weights

1 centigram = 10 milligrams = .15 grain
 1 decigram = 10 centigrams = 1.54 grains
 1 gram = 10 decigram = .035 ounce
 1 dekagram = 10 grams = .35 ounce
 1 hectogram = 10 dekagrams = 3.52 ounces
 1 kilogram = 10 hectograms = 2.2 pounds
 1 quintal = 100 kilograms = 220.46 pounds
 1 metric ton = 10 quintals = 1.1 short tons

Liquid Measure

1 centiliter = 10 milliliters = .34 fl. ounce
 1 deciliter = 10 centiliters = 3.38 fl. ounces
 1 liter = 10 deciliters = 33.81 fl. ounces
 1 dekaliter = 10 liters = 2.64 gallons
 1 hectoliter = 10 dekaliters = 26.42 gallons
 1 kiloliter = 10 hectoliters = 264.18 gallons

Square Measure

1 sq. centimeter = 100 sq. millimeters = .155 sq. inch
 1 sq. decimeter = 100 sq. centimeters = 15.5 sq. inches
 1 sq. meter (centare) = 100 sq. decimeters = 10.76 sq. feet
 1 sq. dekameter (are) = 100 sq. meters = 1,076.4 sq. feet
 1 sq. hectometer (hectare) = 100 sq. dekameters = 2.47 acres
 1 sq. kilometer = 100 sq. hectometers = .386 sq. mile

Cubic Measure

1 cu. centimeter = 1000 cu. millimeters = .06 cu. inch
 1 cu. decimeter = 1000 cu. centimeters = 61.02 cu. inches
 1 cu. meter = 1000 cu. decimeters = 35.31 cu. feet

Approximate Conversion Factors

To change	To	Multiply by	To change	To	Multiply by
inches	centimeters	2.540	ounce-inches	newton-meters	.007062
feet	meters	.305	centimeters	inches	.394
yards	meters	.914	meters	feet	3.280
miles	kilometers	1.609	meters	yards	1.094
square inches	square centimeters	6.451	kilometers	miles	.621
square feet	square meters	.093	square centimeters	square inches	.155
square yards	square meters	.836	square meters	square feet	10.764
square miles	square kilometers	2.590	square meters	square yards	1.196
acres	square hectometers	.405	square kilometers	square miles	.386
cubic feet	cubic meters	.028	square hectometers	acres	2.471
cubic yards	cubic meters	.765	cubic meters	cubic feet	35.315
fluid ounces	milliliters	29.573	cubic meters	cubic yards	1.308
pints	liters	.473	milliliters	fluid ounces	.034
quarts	liters	.946	liters	pints	2.113
gallons	liters	3.785	liters	quarts	1.057
ounces	grams	28.349	liters	gallons	.264
pounds	kilograms	.454	grams	ounces	.035
short tons	metric tons	.907	kilograms	pounds	2.205
pound-feet	newton-meters	1.356	metric tons	short tons	1.102
pound-inches	newton-meters	.11296			

Temperature (Exact)

°F	Fahrenheit	5/9 (after	Celsius	°C
	temperature	subtracting 32)	temperature	

